

**School of Dentistry  
2014-2015 Community Engagement Report**

**Indiana University-Purdue University Indianapolis  
Office of Community Engagement**



# Table of Contents

<b>About this Report .....</b>	<b>3</b>
<b>Student Learning and Success .....</b>	<b>4</b>
Community-Based Learning Courses .....	4
Table 1.1 Community-Based Learning Courses.....	4
Figure 1.1 Trends in Community-Based Learning Courses.....	4
Figure 1.2 Number of Community-Based Learning Courses by School .....	5
Figure 1.3 Number of Students Participating in Community-Based Learning Courses by School ....	5
Service-Based Scholarships – Sam H. Jones Community Service Scholars .....	6
Figure 1.4 Number of Students Receiving Sam H. Jones Community Service Scholarships by School .....	6
Figure 1.5 Amount of Sam H. Jones Community Service Scholarships by School .....	7
Figure 1.6 Trends in Amount of SHJ Funding .....	7
William M. Plater Civic Engagement Medallion .....	8
<b>Faculty and Staff Development and Success .....</b>	<b>8</b>
IU School of Dentistry Community-Based Learning Courses.....	8
Table 1.2 Faculty Work Supported by the SLA Scholarship Program.....	9
Table 1.3 IU School of Dentistry Faculty Development Fund Recipients.....	9
<b>Alumni Success .....</b>	<b>9</b>
Table 1.4 Alumni Events.....	10
Table 1.5 Alumni Board Meetings .....	10
<b>Engaged Economic and Community Development .....</b>	<b>11</b>
Figure 1.7 Community-Based Learning Courses Partners Status.....	11
Table 1.6 Frequently Cited Community Partners.....	11
<b>Appendix A .....</b>	<b>12</b>
<b>Appendix B .....</b>	<b>13</b>

## About this Report

This report is intended to provide information regarding the type and level of community engagement of the IU School of Dentistry students, faculty, staff, and alumni during the academic year 2014-15 as well as how participation has changed over time. Schools are encouraged to use the information for reports, program review, grant applications, and support for research and scholarship.

Data in this report have been collected from several sources:

- Campus-wide Community-Based Learning Inventory (CBLI)
- Indiana University Office of Engagement
- IUPUI Institutional Research and Decision Support
- IUPUI Office of Alumni Relations
- IUPUI Office for Community Engagement
- IUPUI Office of Student Involvement
- IUPUI Office for Undergraduate Success

The 2015 School Engagement Reports were developed specifically to illustrate what we know is happening within your unit. However, it is only a starting point for a larger conversation about opportunities for engagement in the future. We look forward to assisting you to capture these data for internal and external reporting purposes and to identify campus and school priorities, partnerships, and opportunities for growth. Please contact Kristin Norris, Director of Assessment ([norriske@iupui.edu](mailto:norriske@iupui.edu)), if you have any questions.

## Student Learning and Success

At IUPUI, students have many opportunities to take part in curricular and co-curricular community-based engagement opportunities such as service learning courses, internships, community-based research, service-based scholarship programs, alternative break trips, field study, volunteerism, and community work study. Research shows that participating in service during college is a predictor of future behaviors such as attending graduate school, earning higher degrees, donating money to one's alma mater, socializing with different racial/ethnic groups, and participating in volunteer/community service work after college<sup>1</sup>. IUPUI provides resources to assist students in preparing for, accessing, and succeeding through community engagement.

### Community-Based Learning Courses

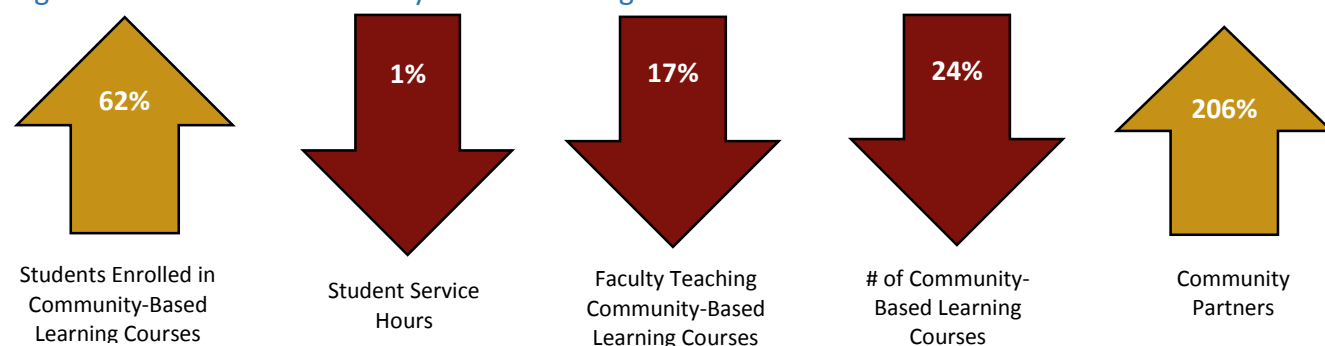
Table 1.1 includes data regarding community-based learning courses the IU School of Dentistry offered during the 2014-2015 academic year, as well as the previous three years. Figure 1.1 illustrates the trend of these numbers compared to the prior academic year.

Table 1.1 Community-Based Learning Courses

Academic Year	Student Participation	Service Hours	Instructors	Course Sections	Community Partners
2011-12	1,037	55,815	10	20	14
2012-13	367	6,672	2	17	31
2013-14	289	5,421	6	17	33
2014-15	469	5,384	5	13	101

Source: Community-Based Learning Inventory.

Figure 1.1 Trends in Community-Based Learning Courses

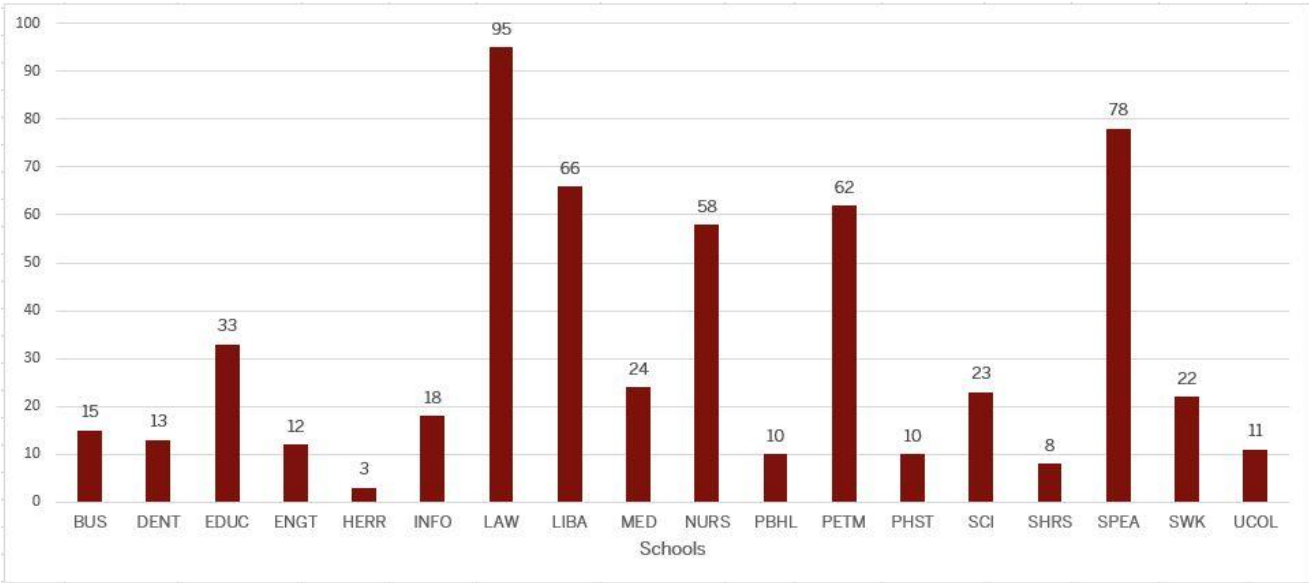


Source: Community-Based Learning Inventory.

<sup>1</sup> Astin, A.W., Sax, L. J., & Avalos, J. (1999). Long-term effects of volunteerism during the undergraduate years. *The Review of Higher Education*, 22(2), 187-202.

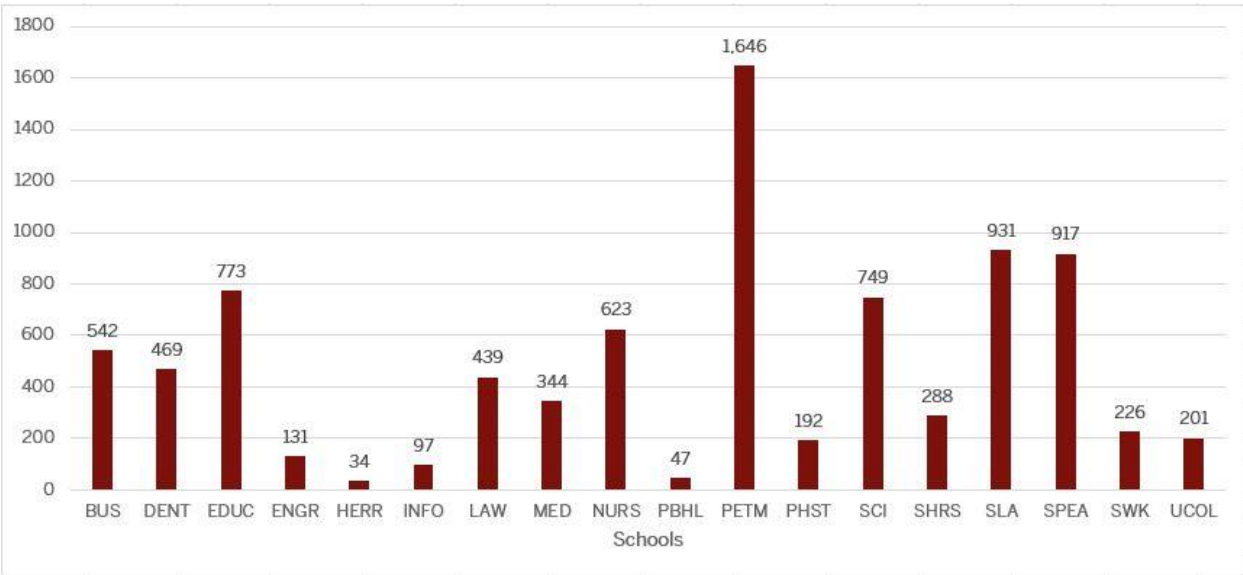
Figures 1.2 and 1.3 illustrate how your school compares to other schools across campus. The OCE is interested in discussing these trends, additional sources of information, and opportunities for growth.

Figure 1.2 Number of Community-Based Learning Courses by School (N = 561)



Source: Community-Based Learning Inventory.

Figure 1.3 Number of Students Participating in Community-Based Learning Courses by School (N = 8,649)

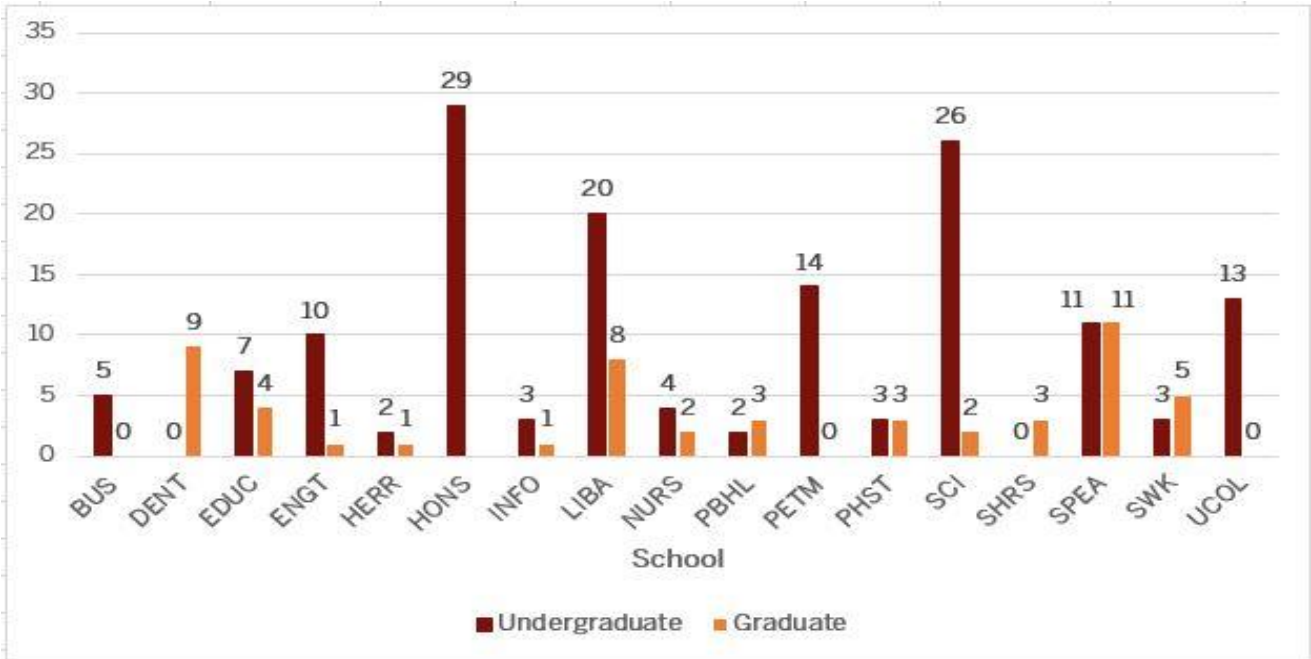


Source: Community-Based Learning Inventory. NOTE: Number of students does not represent unique individuals.

# Service-Based Scholarships – Sam H. Jones Community Service Scholars

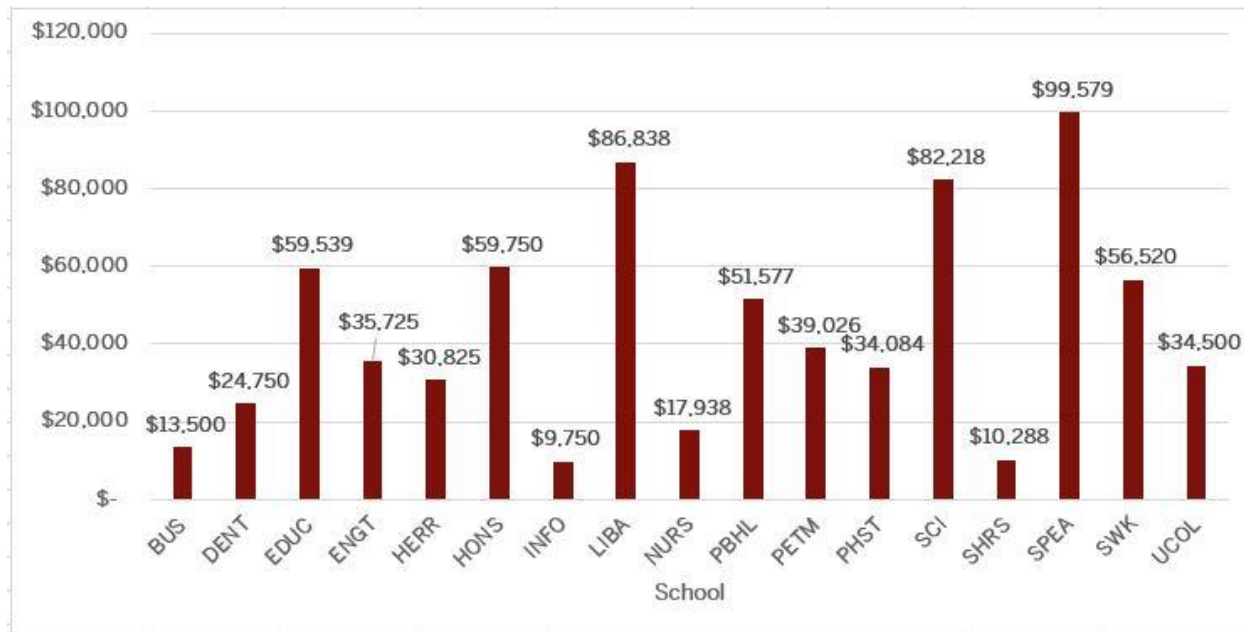
The Center for Service & Learning (CSL), a unit within the Office of Community Engagement, engages students, faculty, staff, and community members in educationally meaningful service to promote learning and development, to advance best practice and research, and to further community goals and the civic engagement mission of the campus. CSL also provides support to students for community-engaged research and hosts the Sam H. Jones (SHJ) Community Service Scholarship program, which recognizes student service as a form of merit. SHJ funds are made available to incoming, transfer, graduate, and professional students and offer opportunities for community engagement through courses, projects, and programs. Figures 1.4 and 1.5 include the number of students and the amount of funding by school and is intended to supplement the information contained in Figure 1.6, which illustrates the trend in SHJ funding specific to the IU School of Dentistry.

Figure 1.4 Number of Students Receiving Sam H. Jones Community Service Scholarships by School (N = 174)



Source: Center for Service & Learning. NOTE: Students may be enrolled in more than one program/school and their dual enrollment is represented here.

Figure 1.5 Amount of Sam H. Jones Community Service Scholarships by School

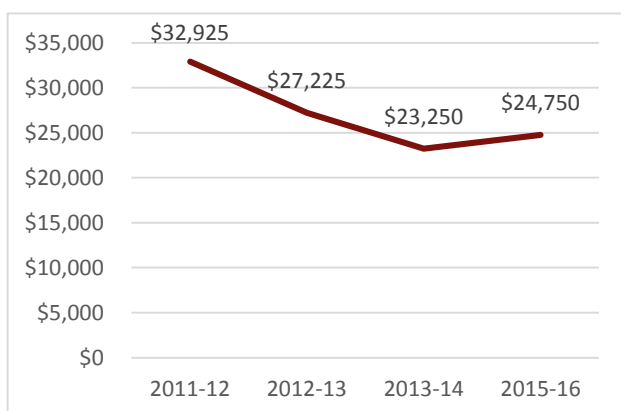


Source: Center for Service & Learning. NOTE: Students may be enrolled in more than one program/school and their dual enrollment is represented here.

## IU School of Dentistry Sam H. Jones Community Service Scholarship Recipients

In 2014-2015, 9 students enrolled in the IU School of Dentistry received a Sam H. Jones Scholarship, for a total of \$24,750 in scholarships to support community engagement and their civic learning. See Appendix A for a list of students who received Sam H. Jones Scholarships, as well as the type of scholarship, amount awarded, and their mentor, if applicable.

Figure 1.6 Trends in Amount of SHJ Funding



Source: Center for Service & Learning.



## William M. Plater Civic Engagement Medallion

The William M. Plater Civic Engagement Medallion honors graduates who demonstrate exemplary commitment to their communities during their time at IUPUI and have exhibited personal development, intellectual growth, and positive community impact as a result of their civic engagement experiences. Recipients are expected to have engaged in a variety of activities demonstrating depth and diversity of commitment in serving their communities. 58 students were awarded the Plater Civic Engagement Medallion for the 2014-2015 academic year.

Two IU School of Dentistry students were awarded the William M. Plater Civic Engagement Medallion:

- Krestina Johnson
- Virginia Young

## Faculty and Staff Development and Success

The Office of Community Engagement, along with several other units on campus, support the campus in attracting and retaining the highest quality faculty, staff, and students by building a culture of engagement. Centers and initiatives within OCE provide resources aimed at developing and enhancing community-engaged practices that foster mutually-beneficial campus-community partnerships. Additionally, the Center for Service Learning (CSL) offers a broad range of faculty-development programs, workshops, and funding to strengthen community-engaged teaching, research, and assessment, such as the Service Learning Assistant (SLA) program and the Public Scholarship Faculty Learning Community. The following section includes information on faculty and staff engagement in your unit.

### IU School of Dentistry Community-Based Learning Courses

Appendix B includes the community-based learning courses the IU School of Dentistry offered during the 2014-2015 academic year, as well as the instructor's name and primary instructional role, number of students who participated in community-based learning, and the number of community partners engaged.

**The IU School of Dentistry had 5 faculty teach 13 courses in which 469 students contributed 5,384 hours of service.**

### Service Learning Assistant (SLA) Scholarship Program

The Center for Service & Learning awarded \$220,000 in Service Learning Assistant (SLA) Scholarships funds to over 69 faculty/staff who, in turn, worked with 79 students who assist with service learning courses and community programs. SLA funds are intended to support faculty and staff work that enables them to manage the increased time commitment, logistics, and relationship building required of projects and initiatives conducted in and with communities under the domain of community-engaged scholarship. It is expected that such support enhances faculty/staff community-engaged scholarly practice, provides high-quality student mentoring opportunities, and builds capacity for sustainable, mutually beneficial community-campus partnerships.



Faculty from the **IU School of Dentistry** received **\$36,900 in SLA funding last year** (see Table 1.2) and one faculty member was supported through other faculty development funding (see Table 1.3).

**Table 1.2 Faculty Work Supported by the SLA Scholarship Program**

Faculty Name	Department	Award Amount	Award Type				Mentee, Student (School)
			Teaching	Research	Service	Capacity Building	
Kimberly Roberts	Pediatric Dentistry	\$4,500	x		x	x	Jayme McCormick (DENT)
Joan Kowolik	Pediatric Dentistry	\$4,500	x		x	x	Risa Hurwich (DENT)
Esperanza Martinez-Mier	Preventative and Community Dentistry	\$6,750	x				Timothy Joseph Treat (DENT)
Esperanza Martinez-Mier	Preventative and Community Dentistry	\$2,250			x		Lisset Gonzalez (DENT)
Stuart Schrader	Oral Biology	\$9,000	x	x	x	x	Michelle Bulington (SWK)
Armando Soto	Preventative and Community Dentistry	\$4,500	x		x		Krestina Johnson (DENT)
Karen Yoder	Dentistry	\$4,500				x	Joy Troxel (DENT)
Heather Taylor	Dentistry	\$900		x			Jacquelin Martin (DENT)
<b>TOTAL</b>		<b>\$36,900</b>					

Source: Center for Service & Learning.

**Table 1.3 IU School of Dentistry Faculty Development Fund Recipients**

Faculty/Staff	Award Amount	Award Type	
		Leadership Development	Conference Presentation / Dissemination
Angeles Martinez-Mier	\$300		X
<b>TOTAL</b>		<b>\$300</b>	

Source: Center for Service & Learning.

## Alumni Success

When students are involved and engaged during college, they have a stronger sense of belonging to the

campus that fosters loyalty, pride, and community involvement<sup>2</sup>. IUPUI, OCE, and the IUPUI Office of Alumni Relations recognize the importance of sustained involvement and opportunities for IUPUI alumni to stay connected and engaged through a variety of annual activities such as the IUPUI Alumni Leadership Dinner, Holiday Night, and the IUPUI Regatta. Participation in these events continues to remain positive and further demonstrates that IUPUI alumni have a sense of belonging and pride in their schools and the campus.

During the 2015 academic year, staff from the Office of Alumni Relations worked with 12 schools to host 87 events in which 17,763 alumni participated. Table 1.4 and 1.5 highlight these numbers specifically for the IU School of Dentistry. These events and service on boards showcase collaboration and pride for IUPUI as students, faculty, staff, alumni, and the community come together. The OCE is interested in partnering with your school and gathering data that would be useful to understanding the impact of alumni related to community engagement.

Table 1.4 Alumni Events

School	Events	Attendance
<b>DENT</b>	<b>16</b>	<b>1,515</b>
ENGR	2	176
HERR	4	246
SHRS	5	726
LAW	12	782
NURS	6	203
PETM	2	305
PBHL	3	194
SWRK	13	630
SPEA	3	119
SCI	4	145

Source: IUPUI Office of Alumni Relations.

Table 1.5 Alumni Board Meetings

School	Board Meetings	Attendance
<b>DENT</b>	<b>11</b>	<b>250</b>
ENGR	2	74
HERR	1	21
SHRS	2	44
LAW	4	137
NURS	4	54
PETM	4	82
PBHL	3	42
SWRK	4	120
SPEA	1	17
SCI	3	72

Source: IUPUI Office of Alumni Relations.

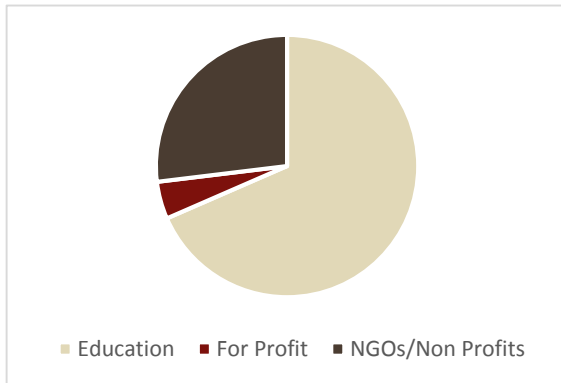
<sup>2</sup> Astin, A.W., Sax, L. J., & Avalos, J. (1999). Long-term effects of volunteerism during the undergraduate years. *The Review of Higher Education*, 22(2), 187-202.

## Engaged Economic and Community Development

In 2014-2015, faculty surveyed through the Community Based Learning Inventory (CBLI) cited 486 different partners, a 10% increase from last year. While these numbers are impressive, OCE's goal is to understand the impact that such partnerships have on the community. Future reports will illustrate the many ways community organizations are partnering with IUPUI through curricular and co-curricular programs, research, outreach, and scholarship. The OCE is able to assist with identifying partners as well as faculty from other disciplines who are partnering with the same organizations.

Figure 1.7 identifies the type of community partners (e.g., education, government, non-profit, for-profit) and Table 1.6 illustrates the most frequently cited community partners from within the IU School of Dentistry. Please contact our office if you are interested in knowing how others at IUPUI are working with these partners.

Figure 1.7 Community-Based Learning Courses Partners Status (N=130)



Source: Community-Based Learning Inventory.

Table 1.6 Frequently Cited Community Partners

Community Partners	Citations
Indianapolis Public Schools	10
Holy Family Shelter	4
Indiana Mission of Mercy	4
Indiana Black Expo	3
Julian Center	3
Shelter Sealant Program	3

Source: Community-Based Learning Inventory.

## Appendix A

### IU School of Dentistry Sam H. Jones Scholarship Recipients

Student Name	SHJ Scholarship Type	Total Amount Awarded	Faculty/Staff Mentor (if applicable)
Jeyanthi Bhaheetharan	Service Learning Assistant	\$2,250	Yoder
Amanda Bradley	Service Learning Assistant	\$2,250	Kowolik
Lisset Gonzalez	Service Learning Assistant	\$2,250	Martinez-Mier
Risa Hurwich	Service Learning Assistant	\$2,250	Kowolik
Krestina Johnson	Service Learning Assistant	\$2,250	Soto
Jayme McCormick	Service Learning Assistant	\$2,250	Kowolik
Allison Scully	Service Learning Assistant	\$2,250	Kowolik
Timothy Treat	Service Learning Assistant	\$6,750	Martinez-Mier
Joy Troxel	Service Learning Assistant	\$2,250	Yoder
<b>TOTAL</b>		<b>\$24,750</b>	

Source: Center for Service & Learning.

## Appendix B

### IU School of Dentistry Community-Based Learning Courses

Subject	Course	Faculty Last Name	Primary Instructional Role	# of students participated in community-based learning	Total service hours for course	# of community partners for course
DENT-T	671	Kowolik	Tenure-Track/Tenured	2	48	3
DENT-D	690			116	1160	3
DENT-T	871	Martinez-Mier	Tenure-Track/Tenured	4	96	4
DENT-T	771			22	528	4
DENT-T	571			2	48	1
DENT-T	572			4	96	9
DENT-T	672			4	96	3
DENT-T	772			14	336	14
DENT-T	872			5	120	7
DENT-H	347	Rettig	Clinical	38	304	17
DENT-D	503	Schrader	Clinical	106	424	1
DENT-T	771	Soto	Tenure-Track/Tenured	31	434	32
DENT-T	872			121	1694	34
<b>TOTAL</b>	<b>13</b>			<b>469</b>	<b>5,384</b>	

Source: Community-Based Learning Inventory.