

State of the School

September 18, 2009

Dean William Blomquist



SCHOOL OF LIBERAL ARTS

INDIANA UNIVERSITY
IUPUI

Highlights of 2008-09

- **New programs approved**
 - **Ph.D. in Economics—approved at all levels**
 - **M.A. in Anthropology—recently approved by the Board of Trustees**
 - **B.A. in African American and African Diaspora Studies—recently approved by the Board of Trustees**
 - **B.A. in Philanthropic Studies approved by Faculty Assembly**
 - **B.A. in Legal Studies approved by Faculty Assembly**
 - **Certificate in Motorsports Studies approved by Faculty Assembly**

Highlights of 2008-09, cont'd

- **A record number of graduates—more than 400!**
- **First year of Olaniyan Scholars program**
- **First year of Euroculture graduate exchange program**
- **First year of the Office of Student Affairs' new Career Development Services program and Student Information Center**

Highlights of 2008-09, cont'd

- **Two Chancellor's Professors—Obi Nnaemeka and Marianne Wokeck**
- **Alvin Bynum Award for Academic Mentoring—Rick Ward**
- **Chancellor's Award for Excellence in Civic Engagement—Rick Bein**

Highlights of 2008-09, cont'd

- **Promoted to Professor—Edward Curtis, Andre De Tienne, Ch. Didier Gondola, and Peter Thuesen**
- **Promoted to Associate Professor with tenure—Carrie Foote**
- **Promoted to Senior Lecturer—Catherine Beck, Robert Beck, Francia Kissel, and Melvin Wining**

Highlights of 2008-09, cont'd

- Reappointed as department chairs
 - Bob Barrows (History)
 - Gabrielle Bersier (World Languages and Cultures)
 - Paul Carlin (Economics)
 - Paul Mullins (Anthropology)
- Appointed as department chair—Peter Thuesen (Religious Studies)

Highlights of 2008-09, cont'd

- **Appointed as Associate Dean for Research and Graduate Programs (effective Nov. 1)—Phil Goff**
- **Appointed as Executive Director of the Center on Philanthropy—Patrick Rooney**
- **Appointed as Director of the Institute for American Thought—David Pfeifer**
- **Appointed as Director and General Editor of the Peirce Edition Project—Andre De Tienne**
- **Appointed as Director of the Max Kade Center for German-American Studies—Daniel Nuetzel**

Highlights of 2008-09, cont'd

- **First full year of our newest Signature Center—the Center for Health Geographics**
- **Tenth anniversary of the Indiana Center for Intercultural Communication**
- **Twentieth anniversary of the Center for the Study of Religion and American Culture**
- **The new Oxford Shakespeare will be co-edited here, by Terri Bourus**

Highlights of 2008-09, cont'd

- In connection with our overseas study programs, we had visiting students from Belgium, China, Germany, India, Japan, Romania, Senegal, Singapore, South Korea, and Vietnam.
- We had visiting faculty and researchers from Austria, Brazil, Canada, Chile, China, Colombia, Germany, Ireland, Italy, Kenya, Netherlands, Portugal, Spain, and the United Kingdom.

Highlights of 2008-09, cont'd

- Many Liberal Arts faculty and centers received external research grants
- Many Liberal Arts faculty received internal research and travel grants
- Many Liberal Arts faculty published or exhibited works of research and creative activity
- In each case there are too many to list here, but we have tried to highlight them in Faculty Assembly meetings, in our School publications, in Cavanaugh Hall displays, and at liberalarts.iupui.edu

Highlights of 2008-09, cont'd

- **Our fiscal stewardship remains excellent—a management review by the Office of Internal Audit found no significant deficiencies and rated all categories of financial and management controls as adequate or accurate**

Significant challenges of the past year (or more)

- **The structural budget situation of the School—rising assessments and a falling Liberal Arts share of state appropriations**
- **Reduction in resident undergraduate credit hours in 100-200 level courses**
- **The re-direction of student technology fees from the schools to UITS**
- **Emergency preparedness and response**

Challenges on the horizon

- Demographic trends—2009 is the peak of the “echo boom”
- An increasingly competitive higher education environment
- Some public officials’ perceptions of us

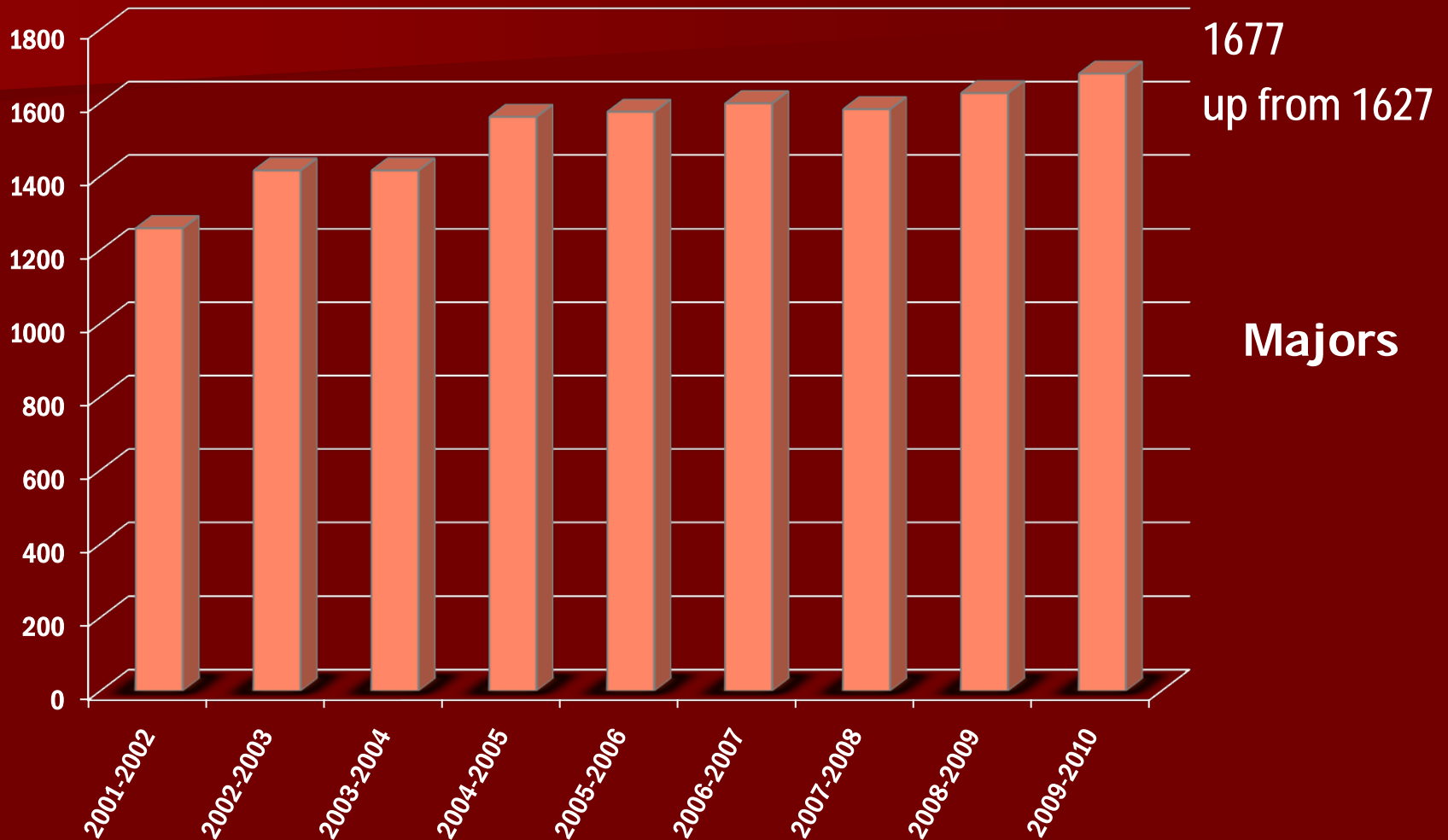
Benchmarks and Indicators



SCHOOL OF LIBERAL ARTS

INDIANA UNIVERSITY
IUPUI

Liberal Arts Undergraduates *



* Official figures at census; includes certificate programs.

Student Characteristics, Fall 2009 *

| | <u>In-State</u> | <u>Out of State</u> | <u>Total</u> |
|---------------------------------|-----------------|---------------------|--------------|
| Total number of students | 1889 | 122 | 2011 |
| Undergraduate | 1634 | 43 | 1677 |
| Graduate | 255 | 79 | 334 |

Average age of undergraduates

26

Of undergraduates

56% are 24 years old or younger

Of undergraduates

57% are female

Of graduate students

70% are female

Oldest student - 76 Youngest student - 17

Undergraduates over 50 and older - 40

46% of our majors have taken all of their hours at IUPUI/IU

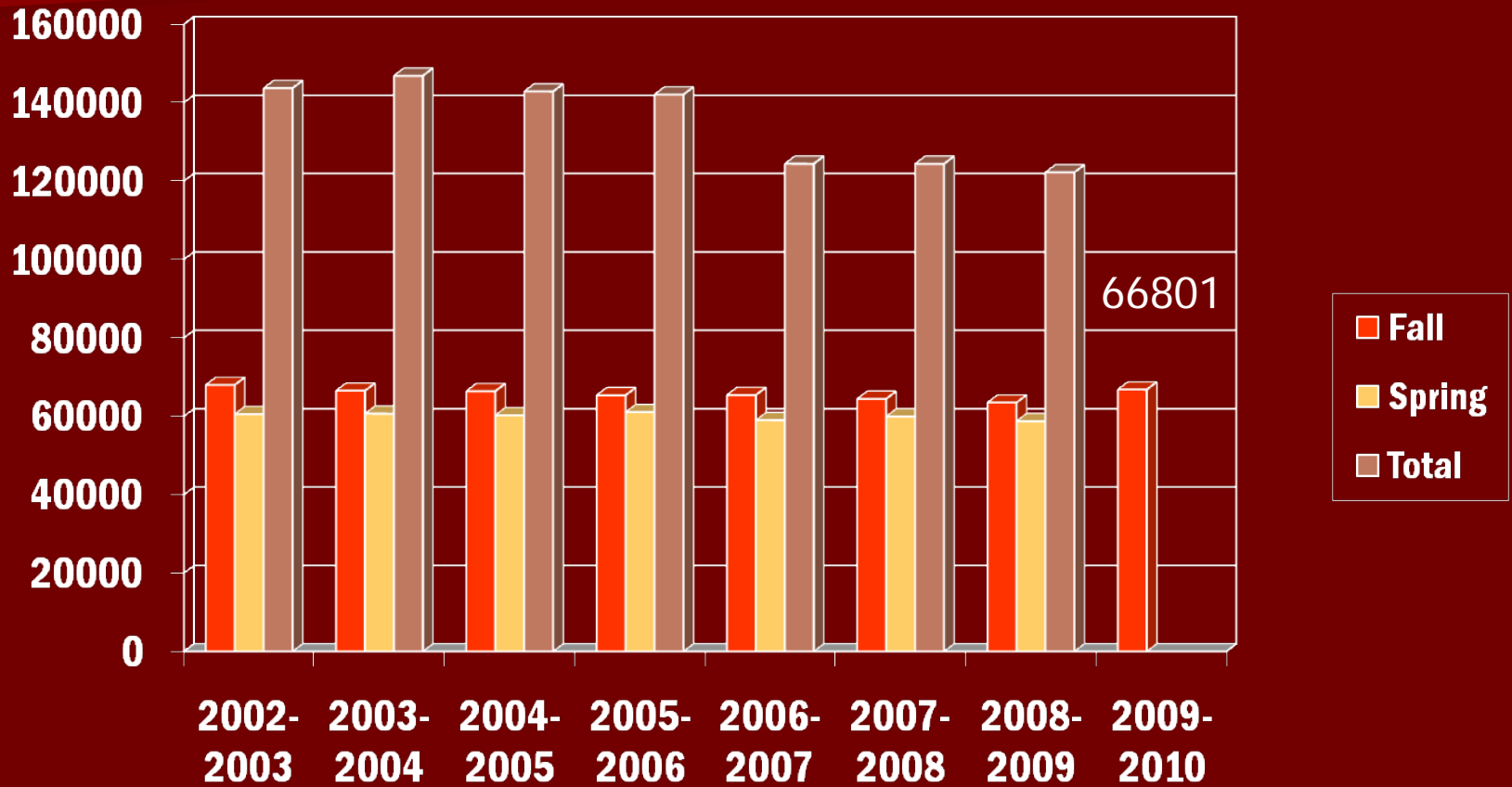
* At 9/2/2009 census

Student Characteristics, Fall 2009 *

| | <u>Undergraduate</u> | <u>Graduate</u> |
|-------------------------|----------------------|-----------------|
| Native American | 1% | 1% |
| Asian | 2% | 7% |
| African American | 13% | 3% |
| Hispanic | 3% | 4% |
| International | 4% | 4% |
| White | 76% | 76% |
| Unspecified | 0% | 5% |

*At 9/2 /2009 census

Liberal Arts Credit Hours



Undergraduates by Department

Fall 2009 *

| Department | Majors | Department | Majors |
|-----------------------|--------|--------------------------|-------------|
| Political Science ** | 388 | Economics | 61 |
| English | 276 | Religious Studies | 33 |
| Communication Studies | 269 | Individualized Major | 35 |
| History | 176 | Geography | 23 |
| World Languages | 130 | ASL/English Interpreting | 17 |
| Sociology | 107 | Associate of Arts/Misc | 14 |
| Anthropology | 91 | | |
| Philosophy | 60 | | |
| | | Total | 1677 |

* Currently enrolled students at census; includes certificates.

** Includes International Studies

Graduate Students

| | 2004- 2005 | 2005- 2006 | 2006- 2007 | 2007- 2008 | 2008- 2009 | 2009- 2010 |
|-----------------------------|---------------|---------------|---------------|---------------|---------------|---------------|
| Enrolled in Fall | 206 | 268 | 354 | 378 | 342 | 334 |
| New Students Admitted | 110 | 118 | 137 | 159 | 98 | 155 |
| Average GPA | 3.43 | 3.51 | 3.48 | 3.48 | 3.36 | 3.41 |

Graduate Students by Department

Fall 2009 *

| Department | Majors | Department | Majors |
|-----------------------|--------|-------------------|------------|
| Philanthropic Studies | 81 | Economics | 21 |
| English | 50 | Philosophy | 18 |
| History | 46 | World Languages | 17 |
| Communication Studies | 30 | Geography | 9 |
| Museum Studies | 31 | Political Science | 6 |
| Sociology | 25 | | |
| | | | |
| | | | |
| | | Total | 334 |

* At census; includes certificate programs.

Liberal Arts Faculty

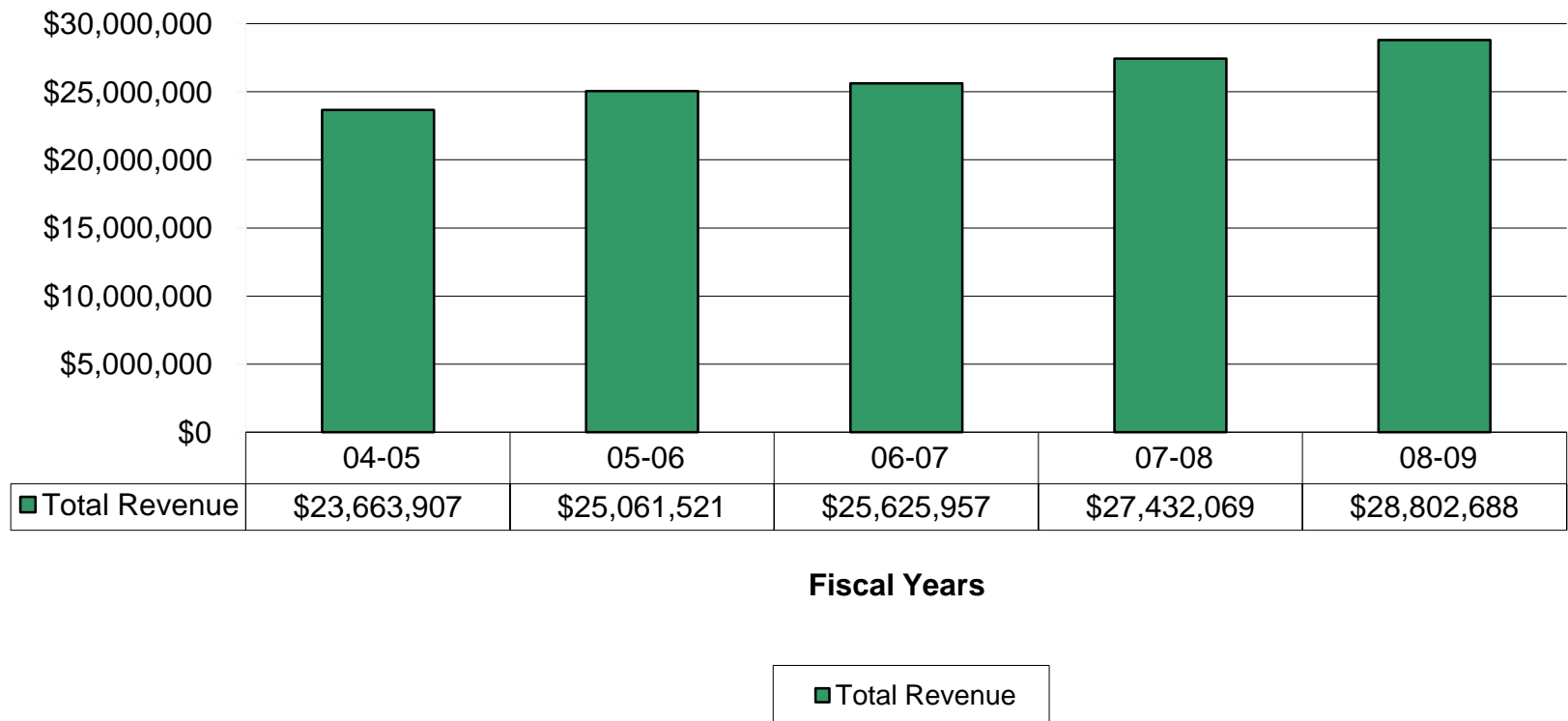
Fall 2009 *

| | Appointments | | | | | Total |
|------------------------------|----------------------|----------------------|------------|-----------|------------------|-------|
| | Assistant Professors | Associate Professors | Professors | Lecturers | Senior Lecturers | |
| Total | 30 | 68 | 59 | 36 | 29 | 222 |
| Male | 17 | 35 | 42 | 17 | 12 | 123 |
| Female | 13 | 33 | 17 | 19 | 17 | 99 |
| Under-represented Minorities | 13 | 12 | 5 | 4 | 2 | 36 |

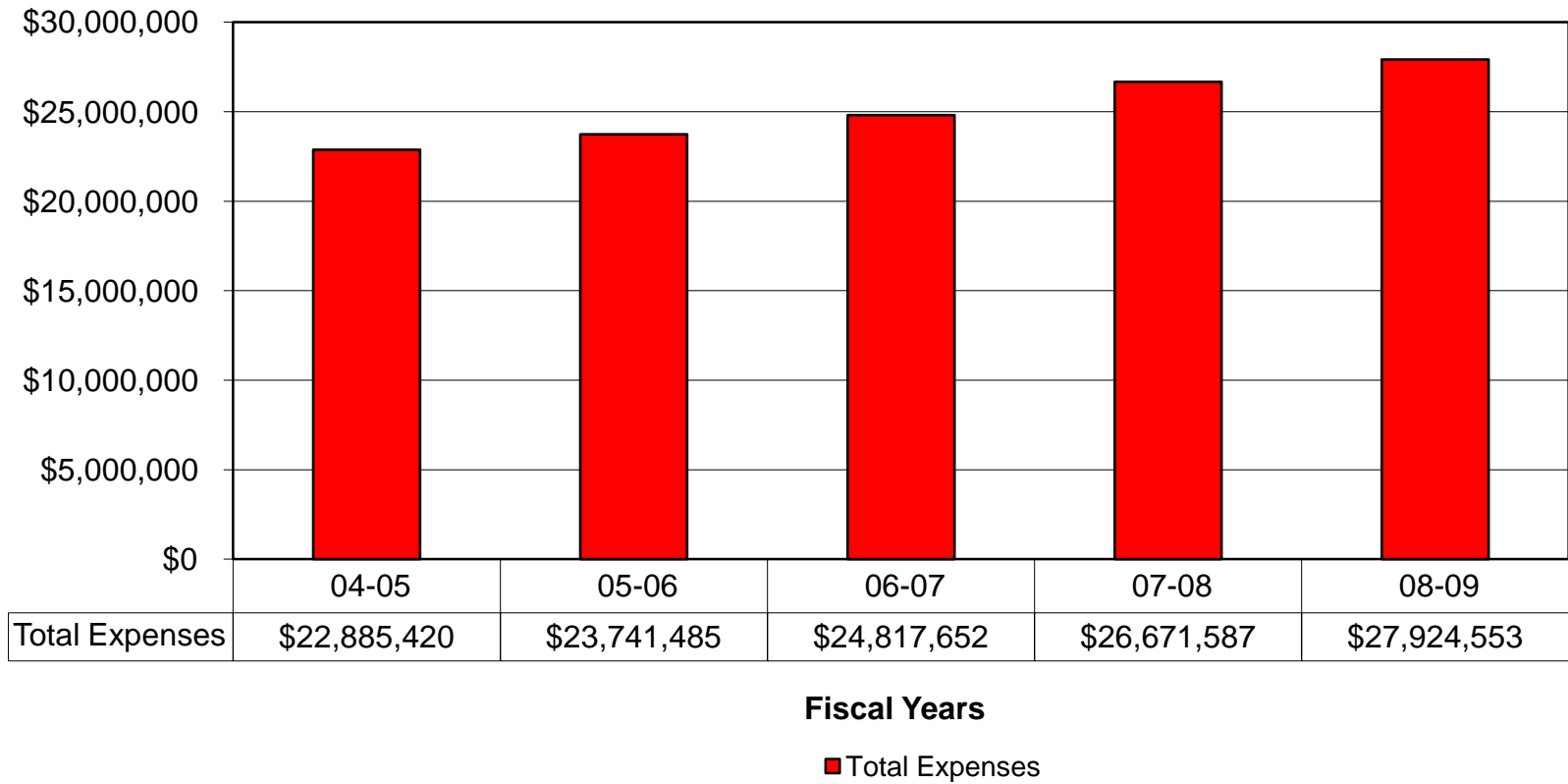
Excludes faculty with full-time administrative appointments outside the School.

*Official data.

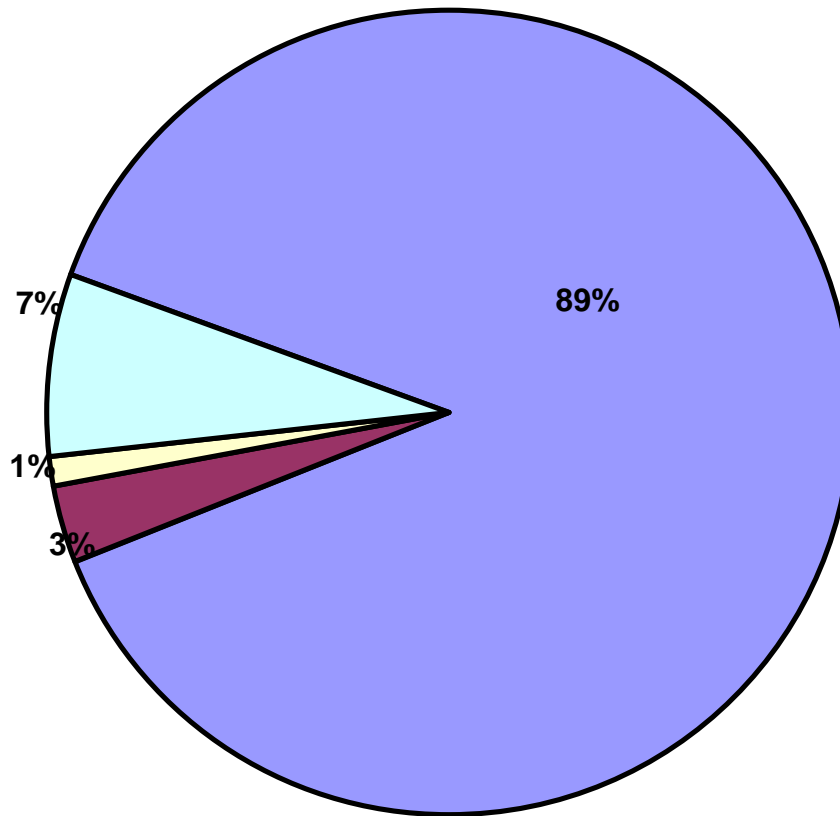
IU School of Liberal Arts General Fund Accounts Total Revenue by Fiscal Year



IU School of Liberal Arts General Fund Accounts Expenses by Fiscal Year

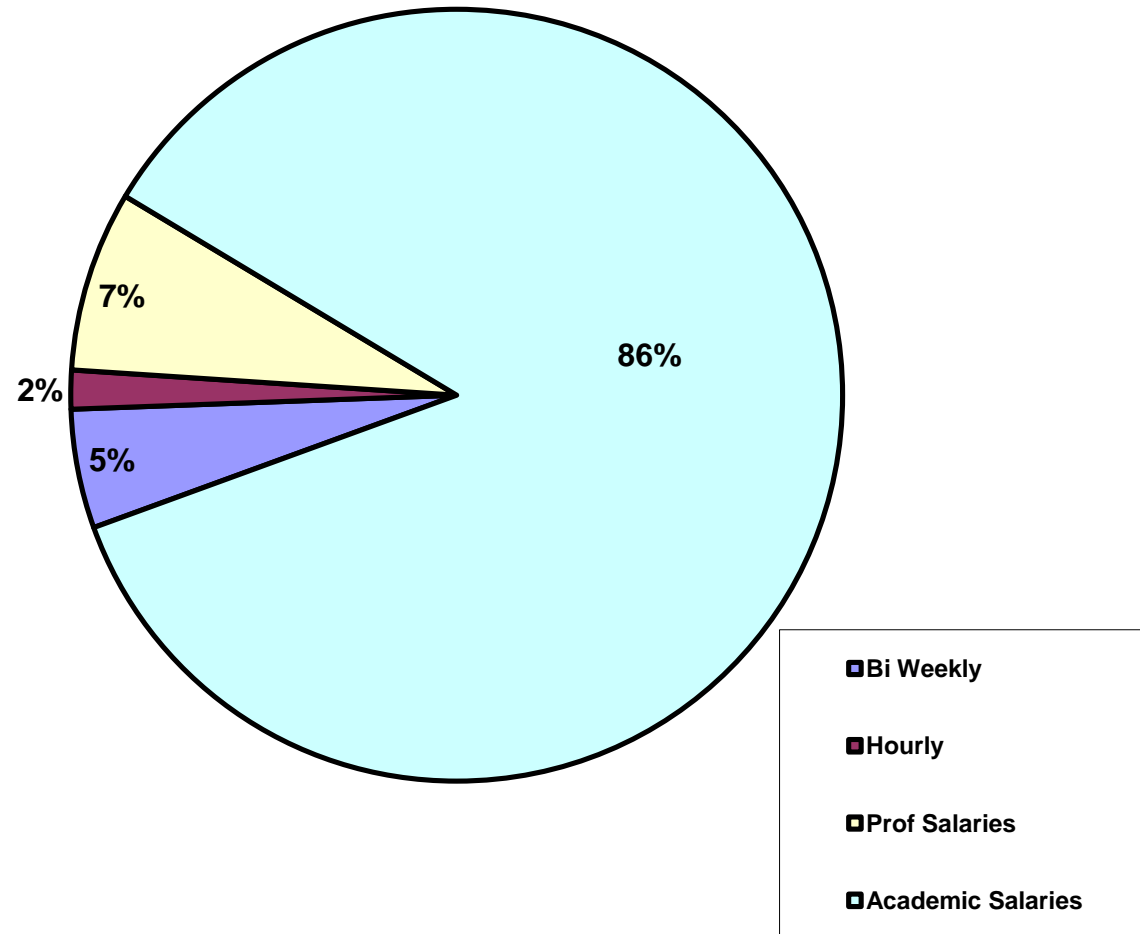


**IU School of Liberal Arts
Expenditure %'s FY 09 (Actual)**



- Salary & Benefits
- Financial Aid
- Travel
- Gen Exp

**IU School of Liberal Arts
FY 09 Compensation %'s**



Salary Increases: 2009-2010

**Faculty and staff
salary increases for 2009-2010
were allowed only
for promotions in rank
or changes in positions.**

Grant Applications

2008-2009: 109 proposals, 75 funded (\$7,448,457)

2007-2008: 102 proposals, 78 funded (\$8,498,899)

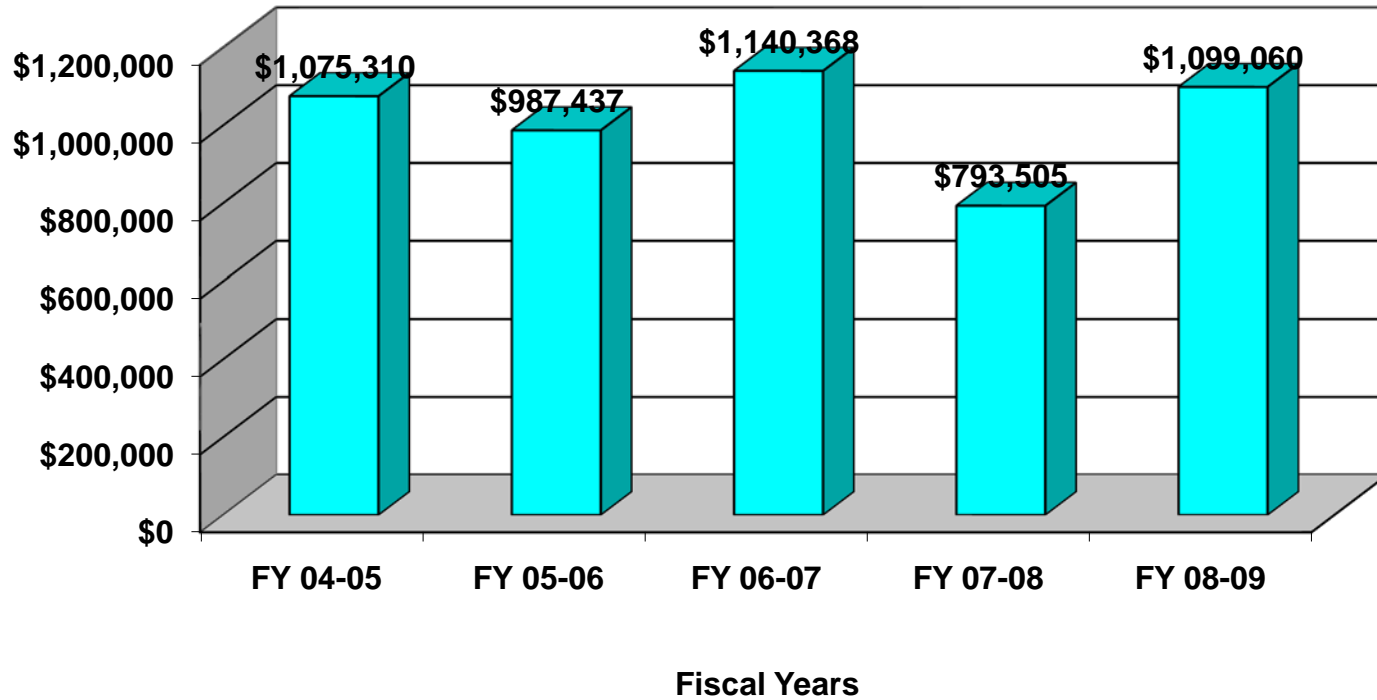
2006-2007: 112 proposals, 78 funded (\$3,711,602)

2005-2006: 101 proposals, 64 funded (\$9,004,411)

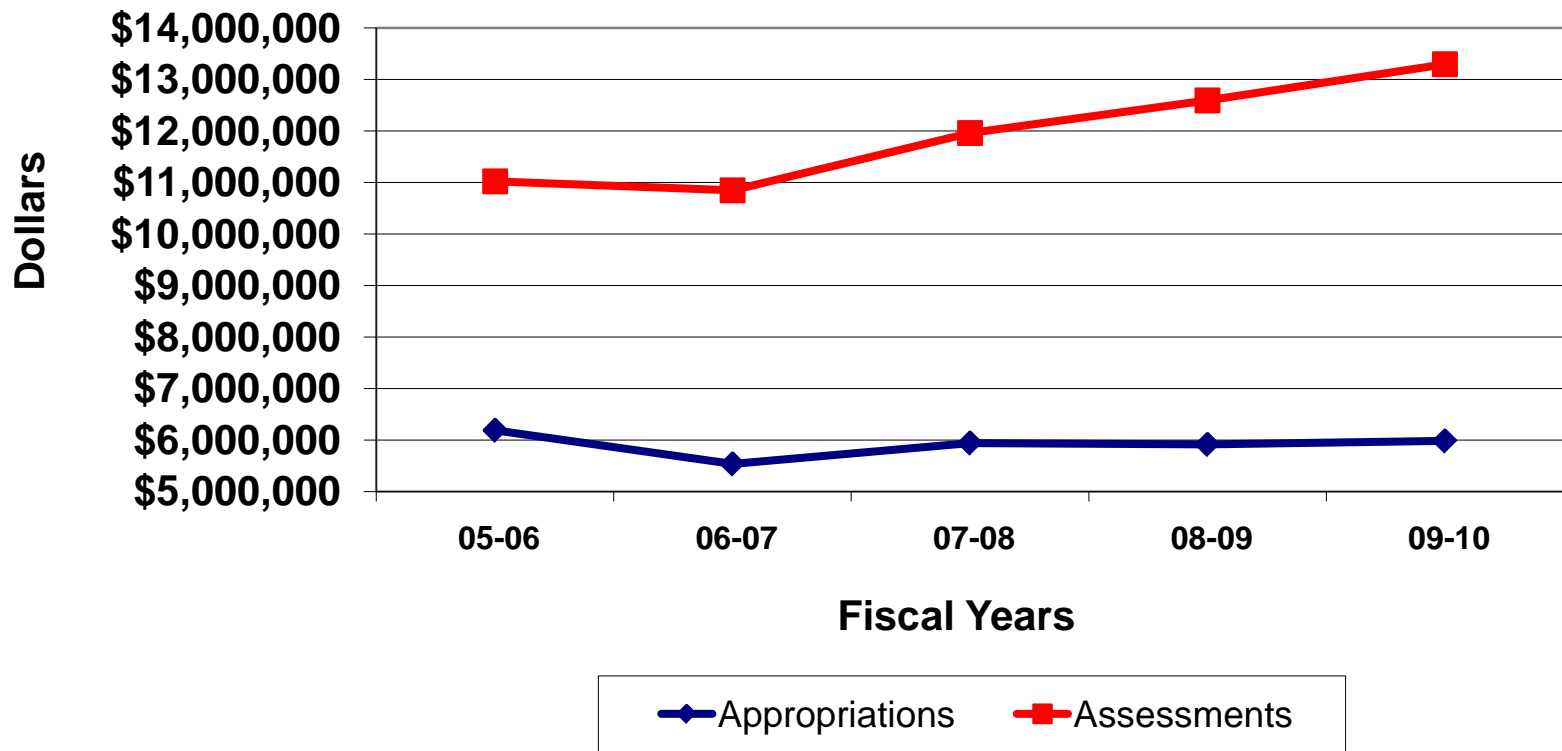
2004-2005: 85 proposals, 59 funded (\$11,174,363)

2003-04: 89 proposals, 58 funded (\$11,358,274)

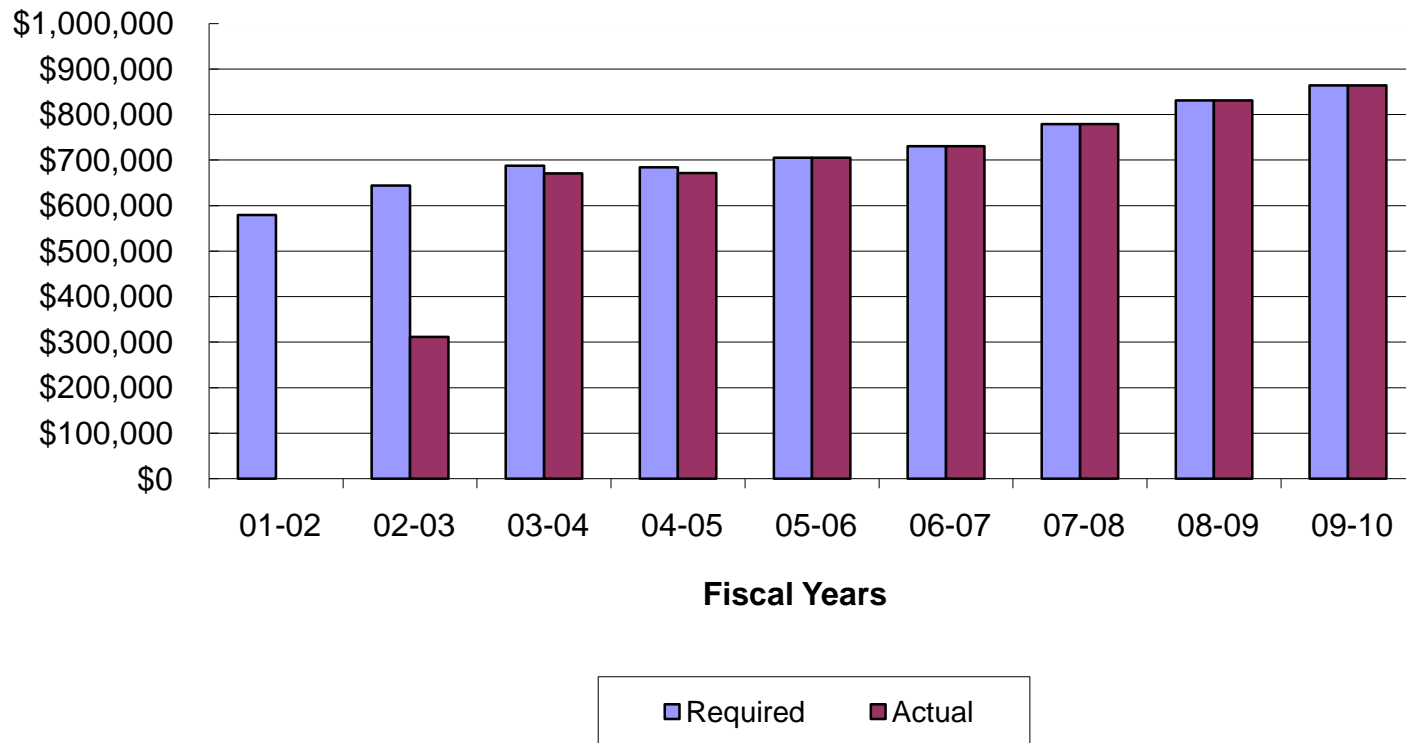
I. U. School of Liberal Arts ICR \$ by Fiscal Year



IU School of Liberal Arts: Appropriations & Assessments by Fiscal Year



IU School of Liberal Arts Rainy Day Fund as Mandated by Board of Trustees



Development (FY2009)

| | |
|-------------------------|---------------------|
| Dollars raised * | \$293,352.90 |
|-------------------------|---------------------|

| | |
|-------------------------|--------------|
| Number of Donors | 1,046 |
|-------------------------|--------------|

| | |
|---------------|------------|
| Alumni | 506 |
|---------------|------------|

| | |
|----------------|------------|
| Friends | 475 |
|----------------|------------|

| | |
|---------------------|-----------|
| Corporations | 20 |
|---------------------|-----------|

| | |
|--------------------|----------|
| Foundations | 7 |
|--------------------|----------|

| | |
|--------------|-----------|
| Other | 29 |
|--------------|-----------|

*** Does not include pledges or expectancies**

Moving Forward



SCHOOL OF LIBERAL ARTS

INDIANA UNIVERSITY
IUPUI

The Year Ahead

- ❑ Revision of the School of Liberal Arts Strategic Plan**
- ❑ Preparation for the official launch of the next IUPUI campaign**
- ❑ Development of additional graduate offerings in health communication**
- ❑ Development of additional interdisciplinary undergraduate offerings**

The Year Ahead

- ❑ Participation in the development of Public Health, the implementation of the Honors College, and other campus initiatives and priorities**
- ❑ Implementation of new student recruitment and school marketing programs**
- ❑ “Liberal Arts Impact Stories”—starting 9/22**

The Year Ahead, cont'd

- ❑ Implementation of IUPUI arts and humanities research grants initiative**
- ❑ BA/MA and BS/MS programs**
- ❑ Completion of the 2nd and 3rd floor lobby renovation projects, and renovation of other spaces (CA 003A and CA 207)**
- ❑ Managing the transition to UITS funding of student technology services**

The Year Ahead, cont'd

- ❑ Renewed and improved Ivy Tech coordination**
- ❑ Continued improvements to advising**
- ❑ Leading the development (rather than being on the receiving end) of means of assessing student learning as related to the Principles of Undergraduate Learning**

Closing thoughts

- As IUPUI continues to grow in full-time traditional-age undergraduate students, its “arts and sciences” core becomes even more important to the entire campus
- Student academic success in Liberal Arts is critical to the achievement of IUPUI campus goals, especially in light of state funding changes
- IUPUI continues to be recognized nationally for its first-year experience, learning community, and service learning programs, all of which rely heavily on Liberal Arts faculty, staff, and courses

Closing thoughts

- These institutional matters are important to keep in mind, but they're not the main reasons we are here
- Liberal education for all students in all fields doesn't merely *remain* important; its importance is *growing*.
- The same is true of the advance of scholarship in the humanities and social sciences.

State of the School

September 18, 2009

Dean William Blomquist



SCHOOL OF LIBERAL ARTS

INDIANA UNIVERSITY
IUPUI