

2007-2008 Planning and Institutional Improvement

Section	Document Name
Fiscal Health	• Exec Management-Planning.pdf
All Sections	• Appendix A p IUPUI Priorities for 2008-2009.doc
All Sections	• Appendix B p Resource Planning Committee Meeting Summaries 07-08.doc
All Sections	• Appendix C p79-85 07-08 Accomplishments and 08-09 Initiatives - McRobbie.doc
All Sections	• Appendix E p94-101 Schools, Offices, and Organizations Served.doc
All Sections	• Appendix F p102-104 Program Reveiw Questionnaire.doc
All Sections	• Appendix G p105-146 ICHE Goal 6 Final Report.doc
All Sections	• Appendix H p Information Gateway Web Page.doc
All Sections	• Appendix I p Diversity Indicators.doc
All Sections	• Appendix J p NCCI Leveraging Excellence Award Proposal.doc
All Sections	• Appendix K p Graduate Student Survey Final 3-10-08.doc
All Sections	• Appendix L p List of Winners of PUL Awards--April 08.doc
All Sections	• Appendix M p AACandU Report - IUPUIActionPlan - 10 28.doc

Mission

To develop, integrate, and continuously improve institutional planning, implementation strategies, evaluation, and improvement activities at IUPUI.

Goals and Objectives

☐ **Goal I: Assist in developing, prioritizing, and communicating broadly IUPUI's vision, mission, and goals.**

☒ **I.1. Assist in developing campus plans(e.g., Uday Sukhatme's Academic Plan). I.1a. Academic Plan developed and implementation priorities established.**

Campus Planning Theme: Best Practices

Secondary Goals:

Sub Unit:

Time Frame: 2006-2008

Actions taken for 2007-2008:

I.1a.Academic Plan and priorities have been developed and disseminated. (See http://www.iupui.edu/administration/acad_affairs/actionplan).

Evidence of Progress for 2007-2008:

I.1a.Objective attained.

Activities planned for 2008-2009:

I.1a.Priorities implemented and performance indicators agreed upon and achieved.

☑ I.1. Assist in developing campus plans (e.g., Uday Sukhatme's Academic Plan). I.1b. Assist Chancellor in convening Resource Planning Committee

Campus Planning Theme:

Secondary Goals:

Sub Unit:

Time Frame:

Actions taken for 2007-2008:

I.1b. Assisted the Chancellor in convening the Resource Planning Committee (RPC), which includes deans, faculty leaders, and vice chancellors (see Appendix B).

Evidence of Progress for 2007-2008:

I.1.b. Deans and faculty leaders engaged in resource planning for the campus.

I.1b. RPC members engaged in real decision-making.

Activities planned for 2008-2009:

I.1b. Involve new VC Dawn Rhodes in the leadership of the RPC.

☑ I.2. Develop a short list of campus priorities for strategic investment.

Campus Planning Theme:

Secondary Goals:

Sub Unit:

Time Frame:

Actions taken for 2007-2008:

I.2. President McRobbie has developed IU priorities and IUPUI plans and priorities have been linked to these. (See Appendix C.)

Evidence of Progress for 2007-2008:

1.2. A short list of priority strategies associated with the Academic Plan becomes a guide for action and investment at IUPUI.

Activities planned for 2008-2009:

I.2. Keep attention focused on campus priorities as decisions are made.

☑ I.3. Communicate broadly the campus mission/vision. I.3a. Online annual report for IUPUI further developed using

electronic institutional portfolio.

Campus Planning Theme:

Secondary Goals:

Sub Unit:

Time Frame: Ongoing

Actions taken for 2007-2008:

I.3a. Online annual report revised to shorter format consistent with changes to print report. Unit highlights are now available in full online via links from the main performance report site. New format brings PIs and report narrative together so that they can be seen on the same page, with links to relevant data also on the same page.

Evidence of Progress for 2007-2008:

I.3a. All PIs were evaluated.

I.3a. Report completely developed and published on the web by December 15, 2008.

Activities planned for 2008-2009:

I.3a. New format has been well received and will be continued for the 2008 Performance Report.

I.3a. A timeline was developed for management of the 2008 report development.

I.3a. We are planning to use our project tracking system— OnTrak - to monitor progress during the development stage.

☑ I.3. Communicate broadly the campus mission/vision. I.3b. Faculty/staff understanding of campus plans increased (higher percentages on questionnaires).

Campus Planning Theme:

Secondary Goals:

Sub Unit:

Time Frame:

Actions taken for 2007-2008:

I.3b. New format of print and online Performance Report communicates relationships among goals, activities, and PIs more efficiently and clearly.

I.3b. Neither the faculty nor the staff surveys were conducted in 2007-08.

Evidence of Progress for 2007-2008:

I.3b. Surveys have not been conducted in the past two years.

Activities planned for 2008-2009:

I.3b. Continue new format.

I.3b. With the next iteration of the faculty and staff surveys, an item on understanding campus plans will be included.

- ☑ I.3. Communicate broadly the campus mission/vision. I.3c. Participation in PAII national conference maintained at 1,000.

Campus Planning Theme:

Secondary Goals:

Sub Unit:

Time Frame:

Actions taken for 2007-2008:

I.3c. The Assessment Institute in Indianapolis continues to attract nearly 1,000 participants each year, and proposals for presentations continue to be strong. (see Appendix D).

Evidence of Progress for 2007-2008:

I.3c. The Assessment Institute in Indianapolis attracted over 1,000 people from over 300 different colleges and universities and 38 corporations, 43 states and Washington DC, Puerto Rico, Virgin Islands, American Samoa and 8 countries outside the US (Canada, Greece, India, Japan, Nepal, New Zealand, South Africa, and United Kingdom).

Activities planned for 2008-2009:

I.3c. For the 2008 Institute, we continue our efforts to engage a diverse group of participants who range from advanced practitioners to newly appointed assessment practitioners.

- ☑ I.3. Communicate broadly the campus mission/vision. I.3d. Number of national and international invitations for PAII staff maintained at 100.

Campus Planning Theme:

Secondary Goals:

Sub Unit:

Time Frame:

Actions taken for 2007-2008:

I.3d. PAII staff received invitations to make presentations or to consult with international and national organizations, but were unable to accept all of these.

Evidence of Progress for 2007-2008:

I.3d. PAII staff received 64 (41 in 2006-2007, 101 in 2005-2006, 102 in 2004-05) invitations to make presentations or to consult with international and national organizations, but were unable to accept 56 (20 in 2006-2007, 20 in 2005-2006, 27 in 2004-05).

28 in 2005-2006, 37 in 2004-05) of these.

Activities planned for 2008-2009:

I.3d. Continue to monitor and increase PAII dissemination efforts

- ☒ I.3. Communicate broadly the campus mission/vision. I.3e. Number of external information requests maintained at 210.

Campus Planning Theme:

Secondary Goals:

Sub Unit:

Time Frame:

Actions taken for 2007-2008:

I.3e. PAII staff continue to respond to hundreds of information requests from external constituents.

Evidence of Progress for 2007-2008:

I.3e. PAII staff continue to respond to hundreds (404 in 2007-2008, 392 in 2006-2007, 251 in 2005-2006, 144 in 2004-2005) of information requests from external constituents.

Activities planned for 2008-2009:

I.3e. Continue to monitor and increase PAII dissemination efforts.

- ☒ I.3. Communicate broadly the campus mission/vision. I.3f. Improved PAII website – increased Google Page Rank for home page and main section pages.

Campus Planning Theme:

Secondary Goals:

Sub Unit:

Time Frame: Ongoing

Actions taken for 2007-2008:

I.3f. Cross-linked the Web site from other major sites, such as IUPUI sites and search engines.

I.3f. Monitored broken links and Web page user statistics via Google Analytics.

I.3f. Systematically analyzed and implemented best practices for Web server performance settings.

I.3f. Moved the static content to a separate domain for better Web server performance.

I.3f. Implemented strategies to isolate each Web site on a separate IP address to address Web site migration and management effectively.

Evidence of Progress for 2007-2008:

Comparison of Google Page Rank on main Web sites

Web site address	Google Page Rank		
	As of 30/6/06	As of 30/6/07	As of 30/6/08
http://planning.iupui.edu/	n/a	6/10	6/10
http://imir.iupui.edu/	5/10	5/10	6/10
http://iport.iupui.edu/	5/10	6/10	6/10
http://iport.iupui.edu/pr/	5/10	5/10	5/10
http://iport.iupui.edu/pi/	5/10	5/10	5/10
http://tc.iupui.edu/testing	n/a	4/10	4/10
http://reports.iupui.edu/	n/a	n/a	4/10
 		 	

Activities planned for 2008-2009:

I.3f. Redesign the major Web sites to follow revised campus identity guidelines as set by the Visual Identity team.
I.3f. Develop the new Web sites/Web applications using the latest Web technologies like ASP.NET, jQuery and Yahoo User Interface.

I.3f. Monitor "YSlow" performance grades for major pages on PAII Web sites. As of 6/30/2008, most of the Web pages are getting an F grade (30 to 50/100). Our target is to improve these grades to B/C and, in some cases, to A.

- ☑ I.3. Communicate broadly the campus mission/vision. I.3g. 5% increase in # visits to PAII Web sites (30 visits/day for IMIR, 80 for PAII, 200 for iPort).

Campus Planning Theme:

Secondary Goals:

Sub Unit:

Time Frame:

Actions taken for 2007-2008:

I.3g. Usage statistics for PAII Web sites.

Evidence of Progress for 2007-2008:

Web site address	Site Usage			
	July 1 '06 – Jun 30 '07		 July 1 '07 – Jun 30 '08	
 	Visits	Pageviews	Visits	Pageviews
http://planning.iupui.edu/	30,897	112,377	42,507	172,849
http://imir.iupui.edu/	10,782	53,165	13,021	53,102
http://iport.iupui.edu/	8,156	19,008	17,737	48,389
http://iport.iupui.edu/pr/	-	2,075	-	10,611

II.1b. PAII staff continue to provide planning assistance to campus units.

II.1b. PAII staff participated in 37 consultations/projects this year, 51 in 2006-2007, 59 in 2005-2006, 66 in 2004-05, 34 in 2003-04, 41 in 2002-03, and 21 in 2001-02.

II.1b. PAII staff will continue to respond to identified needs for planning assistance, maintaining or increasing the number of units served.

Time Frame:

- II.2a Developed a model for predicting first-year grade point average for new students. The model has been incorporated into admission procedures for Fall 2009.

II.2a. The model for predicting first-year grade point average formed the basis for the proposed Fall 2009 admission standards.

II.2a. Develop a slate of reports to monitor key enrollment indicators during the registration cycle.

☒ II.2. Provide leadership and information support for planning. II.2b. Expanded use of online enrollment trend database by deans and directors.

Campus Planning Theme:

Secondary Goals:

Sub Unit:

Time Frame:

Actions taken for 2007-2008:

II.2b. Continued to monitor hits on the Web site.

Held workshop on use of the new IMIR Information Gateway Web site.

Evidence of Progress for 2007-2008:

II.2b. Use of point-in-cycle Web site increased this year to 29,105 page views, up from 26,373 for 2006-07. There were 27,395 page views for the IMIR Management Indicators site. This figure may be somewhat inflated due to testing of the new site. Figures for 2006-07 were not available due to changes that affected our ability to track hits for the site.

Activities planned for 2008-2009:

II.2b. Continue to monitor hits on the Web site.

Hold workshops on best practices in use of data.

☒ II.2. Provide leadership and information support for planning. II.2c. 1/4 (about 5) of the deans report using IMIR survey or database information in their annual reports.

Campus Planning Theme:

Secondary Goals:

Sub Unit:

Time Frame:

Actions taken for 2007-2008:

II.2c. Relevant survey results and other data included in print and online Performance Report.

II.2c. Conducted two workshops on use of the IMIR Information Gateway for academic and administrative staff.

Evidence of Progress for 2007-2008:

II.2c. Participants' evaluations of the workshops were quite favorable. The average overall evaluation was 4.36 on a 5-point scale. (Overall workshop/information presented was useful.)

Activities planned for 2008-2009:

II.2c. Continue reporting these data.

II.2c. Conduct additional workshops on the Information Gateway for deans and their staffs.

▣ **Goal III: Provide leadership, consultation, and resources to support the evaluation of campus and unit goals and implementation strategies.**

☑ III.1. Continuously improve information support for the campus assessment process. III.1a. Inventory of information resources available to support assessment.

Campus Planning Theme:

Secondary Goals:

Sub Unit:

Time Frame: Ongoing

Actions taken for 2007-2008:

III.1a. See Indicators of Progress.

Evidence of Progress for 2007-2008:

III.1a. The Testing Center continues to seek people to partner and/or co-sponsor the evaluation resources segment of the division Web site.

III.1a. PAII Web sites provide access to annual assessment and planning reports.

III.1a. Periodically, Assessment Update issues are provided at no cost to PRAC members, and each dean is invited to register a PRAC member for the Assessment Institute in Indianapolis at no cost.

III.1a. The electronic Institutional Portfolio contains reports on assessment activities and is the repository for the annual campus performance report.

Activities planned for 2008-2009:

III.1a. Continue to seek ways to provide useful resources to the campus community. We will continue evaluating the newly deployed Web site and make improvements as needed.

☑ III.1. Continuously improve information support for the campus assessment process. III.1b. Redesigning Civic Engagement Inventory to support and campus assessment process

Campus Planning Theme:

Secondary Goals:

Sub Unit:

Time Frame:

Actions taken for 2007-2008:

III.1b. Project is currently suspended—no resources.

Evidence of Progress for 2007-2008:

III.1b. Civic Engagement Inventory

Evidence of Progress for 2007-2008:

III.2a. 3 reviews were planned. 8 reviews and 3 follow-up sessions were conducted.

Activities planned for 2008-2009:

III.2a. The departments of Philosophy and Physical Education and programs in Nursing and Philanthropic Studies will be reviewed and follow-up sessions for Informatics, Anthropology, Sociology, Tourism, Conventions, and Event Management, World Languages and Cultures, and the Bachelor of Science in Public Affairs program will be conducted. Planning meetings will be scheduled for appropriate departments/units.

☒ III.2. Continuously improve the academic and administrative program review processes. III.2b. Reviewers' ratings monitored for suggested improvements.

Campus Planning Theme:

Secondary Goals:

Sub Unit:

Time Frame:

Actions taken for 2007-2008:

III.2b. Ratings were compiled and actions taken as necessary. (See Appendix F.)

III.2b. The Program Review and Assessment subcommittees on Program Review and Advanced Practice continue to provide feedback on the self-studies before they are submitted to the external review team.

Evidence of Progress for 2007-2008:

III.2b. Reviewers' ratings were monitored: no needs for change were noted.

Activities planned for 2008-2009:

III.2b. The Program Review subcommittee will develop revised program review guidelines and a rubric to use to provide feedback to units on their self-studies.

☒ III.2. Continuously improve the academic and administrative program review processes. III.2c. Program review guidelines used to address interrelationship of cost outcomes and issues of quality, access, and manageable total expenditures.

Campus Planning Theme:

Secondary Goals:

Sub Unit:

Time Frame:

Actions taken for 2007-2008:

III.2c. Completed six program review budget tables for the departments of World Languages; Informatics; Sociology; Tourism; Conventions; and Event Management; and SPEA's BS in Public Affairs.

Evidence of Progress for 2007-2008:

III.2c. Completion of six program reviews in such a way that readers increasingly value the budget dimensions of the program review process.

Activities planned for 2008-2009:

III.2c. Conduct program reviews as planned for 2008-09.

☒ III.2. Continuously improve the academic and administrative program review processes. III.2d. SLA template for self-study in use.

Campus Planning Theme:

Secondary Goals:

Sub Unit:

Time Frame:

Actions taken for 2007-2008:

III.2d. Accomplished.

Evidence of Progress for 2007-2008:

III.2d. The new template is provided to all SLA departments.

Activities planned for 2008-2009:

III.2d. None planned.

☒ III.3. Continuously improve the campus practice of assessment. III.3a. Number of units assisted with assessment remains steady at 30.

Campus Planning Theme:

Secondary Goals:

Sub Unit:

Time Frame:

Actions taken for 2007-2008:

III.3a. See Evidence of Progress

Evidence of Progress for 2007-2008:

III.3a. PAII staff responded to 32 IUPUI unit requests for assistance with assessment in 2007-2008, 34 in 2006-2007, 43 in 2005-2006, 55 in 2004-2005, 34 in 2003-04, 34 in 2002-03, and 75 in 2001-02. (See Appendix E.)

Activities planned for 2008-2009:

III.3a. PAII staff will continue to respond to requests for assessment projects. (See Appendix E.)

☒ III.3. Continuously improve the campus practice of assessment. III.3b. Number of assessment consultants/projects remains steady at 150.

Campus Planning Theme:

Secondary Goals:

Sub Unit:

Time Frame:

Actions taken for 2007-2008:

III.3b. See Evidence of Progress

Evidence of Progress for 2007-2008:

III.3b. PAII staff fulfilled 187 requests for assistance with assessment in 2007-2008, 144 in 2006-2007, 158 in 2005-2006, 202 in 2004-2005, 90 in 2003-04, 173 in 2002-03, and 189 in 2001-02.

Activities planned for 2008-2009:

III.3b. PAII staff will continue to consult with other units on assessment projects.

☒ III.3. Continuously improve the campus practice of assessment. III.3c. Cadre of campus assessment professionals developed and supported.

Campus Planning Theme:

Secondary Goals:

Sub Unit:

Time Frame:

Actions taken for 2007-2008:

III.3c. Worked with assessment professionals in Health and Rehabilitation Sciences, Nursing, and University College on campus-wide study of student success.

III.3c. Worked with PRAC Advanced Practice Group on assessment issues.

III.3c. Worked with Michele Hansen on methods of accounting for self-selection in assessment and evaluation.

Evidence of Progress for 2007-2008:

III.3c. Work with all three groups/individuals is ongoing; everyone has indicated that the collaboration has been beneficial.

Activities planned for 2008-2009:

III.3c. Continue to work with Michele Hansen and the PRAC Advanced Practice Group on assessment and evaluation issues.

☒ III.3. Continuously improve the campus practice of assessment. III.3d. DFW rates reduced, due in part to placement testing in chemistry, English, English as a Second Language, mathematics, and world languages.

Campus Planning Theme:

Secondary Goals:

Sub Unit:

Time Frame:

Actions taken for 2007-2008:

III.3d. Maintained use of pre-requisite check system for placement in mathematics and maintained high placement compliance rates of 80% or higher for placement in college-level mathematics courses.

Evidence of Progress for 2007-2008:

III.3d. Overall, students who comply with placement test recommendations have higher success rates in their college-level mathematics or chemistry classes than students who do not comply with the placement test recommendations.

III.3d. Placement distributions indicate an upward trend in the number of beginning students who place in college-level mathematics courses (i.e., courses above MATH 110/MATH 111) and in Chemistry C105 course.

Activities planned for 2008-2009:

III.3d. Conduct a comprehensive validation of mathematics and chemistry placement test criteria and adjust placement cutoff scores as needed.

☒ III.3. Continuously improve the campus practice of assessment. III.3e. Information derived from the placement testing and validation processes enhanced.

Campus Planning Theme:

Secondary Goals:

Sub Unit:

Time Frame:

Actions taken for 2007-2008:

III.3e. Maintained use of placement testing and decision theme (classification) approach to ensure math placement.

III.3e. Maintained use of logistic regression and decision theory (classification) approaches to generate probability graphs and classification indices that supplement placement score distributions and calculation of success rates or failure (“DFW”) rates.

III.3e. Whenever possible, validation procedures for course placement in mathematics incorporated multiple predictors (i.e., COMPASS placement score, high school GPA and high school percentile rank).

Evidence of Progress for 2007-2008:

 III.3e. Relatively high course placement compliance rates (because few students appeal their placement test results); continued use and enforcement of placement test requirements for beginning and transfer students who do not have appropriate college-level course credit.

III.3e. Continued use of placement “audit” reports in facilitating faculty review of the appropriateness of students’ placement in mathematics courses.

Activities planned for 2008-2009:

III.3e. Continue to evaluate the efficacy of placement test scores and incorporate additional predictor measures (e.g., high school GPA, high school percentile rank, SAT/ACT scores, student demographic characteristics, etc.) in conducting validation studies.

III.3e. Collaborate with Writing Program faculty in conducting a pilot validation study to assess the appropriateness and utility of SAT writing scores for placement in freshman writing courses at IUPUI.

☒ III.3. Continuously improve the campus practice of assessment. III.3f. At least 8 units assisted annually in creating Web-based assessment tools for course evaluations.

Campus Planning Theme:

Secondary Goals:

Sub Unit:

Time Frame:

Actions taken for 2007-2008:

III.3f. Online SET/Course Evaluation: (# units served: 14)

III.3f. Maintained the total number (14) of units assisted with creation and administration of online course/faculty evaluations.

Web-based Placement Testing: (# units served: 7)

III.3f. Testing Center maintained administration of the three Web- based language placement tests (French, German, and Spanish) and continued to extend administration of the online language placement tests to college students at the state-wide campuses of Ivy Tech State College.

III.3f. Testing Center continued to use the Internet version of the COMPASS Mathematics Placement system to facilitate outreach placement testing activities on campus and at off-campus test sites.

III.3f. Testing Center staff collaborated with the office of Orientation Services and UITS in developing a Web-based test reservation system for scheduling placement tests and national exams.

Evidence of Progress for 2007-2008:

III.3f. Testing Center staff administered online course/faculty evaluations for 14 academic units, including the Schools of Education, Health and Rehabilitation Sciences (SHRS), Labor Studies, Law, Liberal Arts, Library and Information Science (SLIS), Nursing, Social Work, Public and Environmental Affairs (SPEA), Herron School of Art and Design, University College, and IUPU Columbus, plus Web-based evaluation surveys for the American Association of State Highway and Transportation Officials (AASHTO) and the Assessment Institute in Indianapolis.

III.3f. Placement Testing: Maintained use of the 3 Web-based language placement tests and increased the number of students taking the Web-based placement tests for the Department of World Languages and Cultures: Total number of students tested in world languages: 1,634, up by 61.3% from 1,013 tests administered in 2006-2007 (French Placement Test – up by 76.1%, from 138 tests administered in 2006-2007 to 243 tests administered in 2007-2008; German Placement Test – up by 98.6%, from 73 tests administered in 2006-2007 to 145 tests in 2007-2008; Spanish Placement Test – up by 53.4%, from 812 tests administered in 2006-2007 to 1,246 tests administered in 2007-2008).

Activities planned for 2008-2009:

III.3f. Continue to expand Testing Center's Web-based course evaluation services and assist new units that transition from paper-and-pencil evaluations to Web-based surveys.

Placement Testing:

III.3f. Continue to collaborate with faculty in the Department of World Languages and Cultures in seeking appropriate placement tests for Chinese, Japanese, and Latin courses.

III.3f. Assist the Department of Chemistry in developing a computerized or Web-based version of the Chemistry Placement Test.

III.3f. Testing Center staff will continue to provide evaluation consulting services in support of development, implementation, and use of student ePortfolios.

III.3f. Testing Center will continue to work closely with the office of Orientation Services, IUPU Columbus, Ivy Tech State College, and partner with high schools that are interested in finding ways to expand outreach placement testing services for students.

III.3f. Testing Center staff will continue to collaborate with CTL staff in assisting faculty to develop appropriate Web-based surveys for student evaluation of teaching.

☒ III.3. Continuously improve the campus practice of assessment. III.3g. Development, implementation, evaluation (including electronic scoring capability for ePort), and adoption of student electronic portfolio by faculty.

Campus Planning Theme:

Secondary Goals:

Sub Unit:

Time Frame:

Actions taken for 2007-2008:

III.3g. Minor progress was made in evaluating the ePortfolio initiative partly because the infrastructure for the student ePort project is still in development phase.

III.3g. Directed ePort initiative in 2007-2008, including: further development of software planning document based on needs analysis; investigation of commercial ePort tools; evaluation and distribution of incentive grants to departments and schools; extensive consultation and collaboration with units adopting ePort; coordination of faculty development offerings; participation in planning for RISE initiative and Personal Development Plan (PDP) to ensure that ePort is integrated; reports on progress to IUPUI administration and Faculty Council.

Evidence of Progress for 2007-2008:

III.3g. Preliminary work on developing scoring rubrics is well underway for selected units that secured Integrative Department Grants.

III.3g. Nine programs (including the Undergraduate Research Opportunities Program--UROP) are currently using ePort. Three units have new grants to plan implementation of PULs and ePort; grants include a campus-wide project at IUPUC. The planning document for the Personal Development Plan includes integration with ePort, providing the potential to reach large numbers of students.

Activities planned for 2008-2009:

III.3g. Mzumara will continue to serve as a member of the ePort assessment team and provide evaluation consulting services to faculty working on integrative development grants.

III.3g. Continue and possibly expand grants; expand faculty development offerings; appoint Faculty Scholars to help define faculty software and development needs; continue working with RISE and PDP initiatives; report on progress to ePort stakeholders.

☑ III.3. Continuously improve the campus practice of assessment. III.3h. Faculty users of ePort provided with consultation and training, including assistance with development and validation of rubrics, enabling them to use ePort to improve assessment.

Campus Planning Theme:

Secondary Goals:

Sub Unit:

Time Frame:

Actions taken for 2007-2008:

III.3h. Mzumara served as a member of the ePort assessment team and participated in consultation meetings that provided assessment-related assistance to faculty working on Integrative Department Grants.

III.3h. Extensive consultation this year with IUPUC Division of Education, Department of Visual Communication, Department of Biology (Honors Program), School of Dentistry, Department of Computer and Information Science, UROP (NSF grant), "Visions for Vocation" Lilly grant. Faculty development programs included two ePort Symposia; all participating units attended and presented at least once.

Evidence of Progress for 2007-2008:

III.3h. Ongoing consultation with seven units, including UROP, on using ePort for assessment.

Activities planned for 2008-2009:

III.3h. Mzumara will continue to serve as a member of the ePort assessment team and provide evaluation consulting services to faculty working on Integrative Department Grants in the Department of Computer & Information Science and School of Engineering & Technology.

III.3h. Consult with above units and with units newly awarded Integrative Department Grants. Work with RISE planning team to integrate ePort into RISE assessment. Participate in Personal Development Plan Task-

☑ III.3. Continuously improve the campus practice of assessment. III.3i. Improvements in course placement services accomplished through use of outreach testing services.

Time Frame:

III.3i. Maintained partnership among IUPUI, IUPU Columbus, and the statewide campuses of Ivy Tech State College in offering placement testing services to students admitted to any of these institutions.

III.3i. Testing Center collaborated with the Department of Mathematical Sciences and Purdue University's Aviation Technology Center to establish a remote testing site at the Aviation Technology Center located at the Indianapolis International Airport.

III.3i. Testing Center will continue to collaborate with the Department of Mathematical Sciences in administering the COMPASS Mathematics Placement Test at off-campus test sites.

Time Frame:

III.3.j. Continued to use exit survey results in monitoring quality of testing services offered in the Testing Facility.

Evidence of Progress for 2007-2008:

III.3j. Placement Testing: 95.4% of students either “agreed” or “strongly agreed” that proctors were knowledgeable about testing procedures; and 96.5% of respondents either “agreed” or “strongly agreed” that the proctors’ level of helpfulness was satisfactory.

III.3j. National testing program: 97.0% of respondents were satisfied with the service provided by proctors; 96.7% “agreed” or “strongly agreed” that test security procedures were handled adequately; and approximately 94% of respondents reported that proctors made strong efforts to provide a friendly testing atmosphere.

III.3j. Scanning Services: 97.1% of respondents rated the overall quality of services/products as “very good” or “excellent”; 100% of respondents were “satisfied” or “very satisfied” with both the level of courtesy and level of helpfulness displayed by scanning staff; 100% of respondents were “satisfied” or “very satisfied” with the knowledge level and timeliness of reports/results turnaround; and 96.5% of respondents were “satisfied” or “very satisfied” with the quality of reports they received from scanning services.

Activities planned for 2008-2009:

III.3j. Reinforce the administration of exit surveys and continue to monitor and use the exit survey results to make incremental quality improvements in Testing Center services.

☒ III.4. Continuously improve survey programs.

III 4c. Increased timeliness and quality of survey reports.

Campus Planning Theme: Best Practices

Secondary Goals:

Sub Unit:

Time Frame:

Actions taken for 2007-2008:

III.4c. The Graduate Professional Survey report will be completed by mid-August, representing the shortest turnaround time ever for a major IMIR survey.

Evidence of Progress for 2007-2008:

III.4c. Comparable production time on major IMIR surveys, allowing for the added time needed when working on multiple surveys.

Activities planned for 2008-2009:

III.4c. Lessons learned from reporting on the GPS will help in simplifying the report production process generally.

☒ III.4. Continuously improve survey programs.

III.4a. Survey items aligned with campus priorities.

Campus Planning Theme: Best Practices

Secondary Goals:

Sub Unit:
Time Frame:

Actions taken for 2007-2008:

III.4a. Developed and administered a new survey for graduate and professional students.
III.4a. Used results from the Continuing Student Survey to evaluate implementation of the PULs.

Evidence of Progress for 2007-2008:

III.4a. Requests for information about the graduate student survey have been made by the Graduate Office, Student Life, and the School of Medicine.
III.4a. The report that was based on results from the Continuing Student Survey was used in a subsequent report to the ICHE.

Activities planned for 2008-2009:

III.4a. Continue to use survey results to inform strategic initiatives (e.g., RISE) at IUPUI.

- ☒ III.4. Continuously improve survey programs.
III.4b. Response rates on student surveys increased by 10%.

Campus Planning Theme: Best Practices

Secondary Goals:

Sub Unit:

Time Frame:

Actions taken for 2007-2008:

III.4b. The Continuing Student Survey was administered in two parts over the last two years, which reduced the length and time required to complete each survey.
III.4b. The issue of over-surveying students on campus was brought to the attention of APPC members.

Evidence of Progress for 2007-2008:

III.4b. A reduction in the number of requests for survey samples.

Activities planned for 2008-2009:

III.4b. Efforts will be undertaken to coordinate/reduce the amount of surveying occurring on campus by bringing together relevant parties to discuss strategies.

- ☒ III.5. Continue the use, development and integration of economic modeling (activity-based costing/management) in unit planning, management, and evaluation. III.5a. Number of consultations for economic models (activity-based

costing/management) to support unit planning, management, and evaluation remains steady at 10.

Campus Planning Theme:

Secondary Goals:

Sub Unit:

Time Frame:

Actions taken for 2007-2008:

III.5a. Completed 6 program review budget tables, which are mini economic models, for the Departments of World Languages; Informatics; Sociology; Tourism, Conventions and Event Management; Anthropology; and SPEA's BS in Public Affairs. Began a project analysis of the School of Nursing's Dedicated Education Unit concept for clinical nursing.

Evidence of Progress for 2007-2008:

III.5a. Only 6 (of the goal of 10) support consultation activities were provided.

Activities planned for 2008-2009:

III.5a. Provide program budget data models for departmental planning beyond program reviews or out-of-cycle program review efforts for 2008-09.

☑ III.5. Continue the use, development and integration of economic modeling (activity-based costing/management) in unit planning, management, and evaluation. III.5b. At least 6 schools continuing to use economic models.

Campus Planning Theme:

Secondary Goals:

Sub Unit:

Time Frame:

Actions taken for 2007-2008:

III.5b. Supported School of Nursing economic model update. Provided economic model data for the School of Dentistry's review of graduate programs; Kelley School of Business MBA program in off-campus center; School of Social Work training site for grant at off-campus center; Community Learning Network in programming, off-campus center development, and fee analysis; follow-up to IUPUI Police Services' 1997-98 economic model.

Evidence of Progress for 2007-2008:

III.5b. Six units continued their use of economic models.

III.5b. Continued requests for economic modeling support on and off campus.

Activities planned for 2008-2009:

III.5b. Provide economic model update and consultative support as requested.

☒ III.6. Develop a more uniform and concise set of campus-wide performance indicators. III.6a. Institutional portfolio and annual campus report based on an increasingly stable list of key performance indicators.

Campus Planning Theme:

Secondary Goals:

Sub Unit:

Time Frame:

Actions taken for 2007-2008:

III.6a. The Dean of Faculties' Academic Plan is based on the same 10 major goals for Teaching and Learning, Research, Scholarship, and Creative Activity, and Civic Engagement that were developed in 2001-2002. Standards for evaluating performance are being developed for Teaching and Learning and Research goals and indicators.

III.6a. Revised performance indicators for diversity initiatives (Diversity Cabinet).

III.6a. Began revising the performance indicators related to IUPUI Teaching and Learning goals.

Evidence of Progress for 2007-2008:

III.6a. Development of standards to define parameters of green, yellow, and red traffic lights for each PI.

III.6a. Chancellor's diversity report (with new performance indicators) was prepared on time.

III.6a. Revised Teaching and Learning indicators are being vetted with constituent groups.

Activities planned for 2008-2009:

III.6a. Encourage development of similar standards for Civic Engagement and Research, Scholarship, and Creative Activity.

III.6a. Continue revising the performance indicators related to IUPUI Teaching and Learning goals.

III.6a. Begin revising the performance indicators related to IUPUI Research and Civic Engagement goals.

☒ III.7. Contribute evaluation resources for campus programs and community organizations III.7a. At least 1 evaluation study funded and conducted for campus constituents and 1 evaluation study funded and conducted for community organizations.

Campus Planning Theme:

Secondary Goals:

Sub Unit:

Time Frame:

Actions taken for 2007-2008:

III.7a. Testing Center conducted a total of 3 grant-funded evaluation studies:

o Shaping Outcomes (OBPE) Project: Mzumara and Shinde (graduate assistant) coordinated the evaluation activities in support of the Institute of Museum and Library Services (IMLS)-funded "Shaping Outcomes" project on Outcomes-Based Planning and Evaluation (OBPE).

o Plowshares Peace Studies Project: Mzumara served as principal evaluator for the Plowshares Project (www.plowsharesproject.org/).

o Student ePortfolio Project: Mzumara served as a member of ePort assessment team and provided evaluation consulting services in support of faculty working on Integrative Department Grants.

Evidence of Progress for 2007-2008:

III.7a. Testing Center staff successfully completed a 3-year evaluation of the Shaping Outcomes project that was funded by the IMLS.

III.7a. Testing Center obtained an allocation of \$36,761 in grant funds for the evaluation consulting services offered during the 2007-2008 fiscal year.

Activities planned for 2008-2009:

III.7a. Mzumara will continue to serve as a member of the assessment team that offers professional support to faculty working on the student ePortfolio project at IUPUI and as principal evaluator for the Plowshares Peace Studies Project.

☒ III.7. Contribute evaluation resources for campus programs and community organizations. III.7b. New Web site, including program evaluation resources, designed, deployed and, updated.

Campus Planning Theme:

Secondary Goals:

Sub Unit:

Time Frame:

Actions taken for 2007-2008:

III.7b. No substantive progress was made during this year.

Evidence of Progress for 2007-2008:

III.7b. No progress was made this year.

Activities planned for 2008-2009:

III.7b. Continue to develop the evaluation resource site and work toward

ultimate integration of the resource site with the revamped PAII Web site.

☒ III.7. Contribute evaluation resources for campus programs and community organizations. III.7c. At least 225 units using Testing Center services annually (especially placement testing and national testing programs; test/survey development, scoring, and data analysis services; and educational measurement, evaluation, and statistical consulting services).

Campus Planning Theme:

Secondary Goals:

Sub Unit:

Time Frame:

Actions taken for 2007-2008:

III.7c. Maintained a total of about 226 units using Testing Center services.

Evidence of Progress for 2007-2008:

III.7c. Testing Center (including testing and scanning services) served a total of 226 units.

Activities planned for 2008-2009:

III.7c. Maintain existing clients and seek new clients to increase the total number of units that use Testing Center services.

☑ III.7. Contribute evaluation resources for campus programs and community organizations. III.7d. Ongoing collaboration accomplished through development, implementation, and use of off-campus high school outreach testing services.

Campus Planning Theme:

Secondary Goals:

Sub Unit:

Time Frame:

Actions taken for 2007-2008:

III.7d. Testing Center maintained the partnership with selected high schools, plus IUPU Columbus and Ivy Tech State College.

III.7d. Testing Center collaborated with Department of Mathematical Sciences and assisted Purdue University's Aviation Technology Center in launching a remote testing site at the Aviation Technology Center located at the Indianapolis International Airport.

Evidence of Progress for 2007-2008:

III.7d. Testing Center served a total of 27 students via remote administration of placement tests at off-campus test sites.

Activities planned for 2008-2009:

III.7d. Testing Center will continue to expand outreach services and enhance existing partnerships with interested high schools, IUPU Columbus, and Ivy Tech. Testing Center will continue to assist students who opt to take their placement tests remotely at test sites located at ACT Centers and other off-campus test sites around the country.

▶ **Goal IV: Provide analysis, interpretation, and reports to internal and external constituents.**

☒ IV.1. Continuously improve management information reports and analysis capability for academic managers. IV.1a. Management information system enhanced via deployment of Web-based database querying tool, inclusion of more types of data, and use of a more subject-based organization.

Campus Planning Theme:

Secondary Goals:

Sub Unit:

Time Frame: Ongoing

Actions taken for 2007-2008:

IV.1a. Provided reports on instructional costs and productivity to IUPUI

schools, using data from the Delaware Study.

- IV.1a. Added one report, student headcount by ethnicity, to the management indicators Web site.

- IV.1a. Added pages to the point-in-cycle Web site that show heads and hours by school.

- IV.1a. Began integrating the 5-year trend and management indicators Web sites into one system that

will allow for school- and department-based reports.

- IV.1a. Developed "Information Gateway" site that organizes information resources in a

subject-based environment.

Evidence of Progress for 2007-2008:

IV.1a. Results from Delaware Study were presented at the Executive Vice

Chancellor's meeting of IUPUI deans.

IV.1a. Student headcount by ethnicity report now available on the management indicators Web site.

IV.1a. By school views for hours and heads now available on the point-in-cycle Web site.

IV.1a. Information Gateway now available.

Activities planned for 2008-2009:

IV.1a. Continue to conduct the Delaware Study.

IV.1a. Add enrollment status to and expand views of admissions point-in-cycle reports.

IV.1a. Continue to work on integrating the 5-year trend and management indicators Web sites into

one system that will allow for school- and department-based reports.

☒ IV.1. Continuously improve management information reports and analysis capability for academic managers. IV.1b. Evaluations of timeliness, accuracy, and usefulness of reports and analyses undertaken.

Campus Planning Theme:

Secondary Goals:

Sub Unit:

Time Frame:

Actions taken for 2007-2008:

IV.1b. Feedback from the Deans of Science and Liberal Arts indicate that information from the Delaware Study of Instructional Costs and Productivity was useful.

IV.1b. Users attending the Information Gateway workshops indicated the workshop and information presented was useful.

Evidence of Progress for 2007-2008:

IV.1b. Feedback from the Deans of Science and Liberal Arts indicate that

the information from the Delaware Study of Instructional Costs and productivity was useful.

IV.1b. 93% of users attending the Information Gateway workshop indicated the workshop and information presented were useful.

Activities planned for 2008-2009:

IV.1b. Continue to work with Science, Liberal Arts, and other schools to improve the accuracy and utility of information from the Delaware Study.

☑ IV.2. Document institutional effectiveness via IUPUI's annual performance report in print and on the Web (iPort). IV.2a. Performance Report completed on schedule

Campus Planning Theme:

Secondary Goals:

Sub Unit:

Time Frame:

Actions taken for 2007-2008:

IV.2a. IUPUI staff work completed on schedule; publication delayed by two weeks because of printing delays.

Evidence of Progress for 2007-2008:

IV.2a. Report published by early January.

Actions taken for 2008-2009:

Activities planned for 2008-2009:

IV.2a. Revise campus work schedule to accommodate possibility of design and printing delays.

☑ IV.2. Document institutional effectiveness via IUPUI's annual performance report in print and on the Web (iPort). IV.2b. At least 1500 Performance Reports distributed

Campus Planning Theme:

Secondary Goals:

Sub Unit:

Time Frame:

Actions taken for 2007-2008:

IV.2b. 3,000 2006-2007 reports were distributed by Communications and Marketing.

Evidence of Progress for 2007-2008:

IV.2b. 3,000 Performance Reports distributed.

Activities planned for 2008-2009:

IV.2b. Continue shorter print format—makes report less expensive to design, print, and distribute.

☑ IV.2. Document institutional effectiveness via IUPUI's annual performance report in print and on the Web (iPort). IV.2c. iPort page views increased from 965/day to 1,015

Campus Planning Theme:

Secondary Goals:

Sub Unit:

Time Frame:

Actions taken for 2007-2008:

IV.2c. Revised format for iPort and Performance Report. Co-presented workshop on institutional portfolios at Assessment Institute.

Evidence of Progress for 2007-2008:

IV.2c. Web site address


IV.2d. Revised performance indicators for diversity initiatives undertaken by the Diversity Cabinet.


Evidence of Progress for 2007-2008:

IV.2d. Both the EMA report and the Chancellor's Diversity Report were completed on time.

Activities planned for 2008-2009:

IV.2d. Continue to work with the Assistant Chancellor for Diversity, Equity, and Inclusion to revise performance metrics for diversity at IUPUI.

 **Goal V: Derive, prioritize, recommend, and assist in implementing improvements based on evaluative findings.**

 **V.1. Orient deans, fiscal officers, associate deans, and chairs to PAII information and ways to use it. V.1a. At least one workshop on peer group analysis conducted for school personnel.**

Campus Planning Theme:

Secondary Goals:

Sub Unit:

Time Frame:

Actions taken for 2007-2008:


V.1a. Worked individually with 5 schools to develop peer group analyses.

Evidence of Progress for 2007-2008:

V.1a. Deans indicated the peer analyses were helpful.

Activities planned for 2008-2009:

V.1a. Once workshops for the Information Gateway have been completed, conduct workshops on peer group analysis.

 **V.2. Facilitate implementation and documentation of improvements suggested by analysis of campus assessment data. V.2a. List of significant improvements furthered by PAII information and evaluation resources extended and disseminated widely.**

Campus Planning Theme:

Secondary Goals:

Sub Unit:

Actions taken for 2007-2008:

2007-08

- Provided consultation to School of Engineering and Technology on implementing ePort to support student development of critical thinking skills, after NSSE results indicated that E & T students gave themselves the lowest rating on campus in this area.
- Provided consultation to School of Dentistry on use of ePort to support student understanding of professional ethics in clinical settings after assessment findings indicated a need for improvement.
- IMIR staff developed new tools for campus enrollment planning, including models for forecasting enrollment, determining the probability of a student enrolling at IUPUI, forecasting graduation rates, and predicting first-year grade point averages for new students.
- IMIR staff developed and administered a new survey for graduate and graduate professional students at IUPUI.
- Worked with assessment professionals in Health and Rehabilitation Sciences, Nursing, and University College on campus-wide study of student success.
- IMIR staff developed reports for IUPUI schools on instructional costs and productivity, using data from the national Delaware Study.
- IMIR staff developed peer group analyses for the Schools of Engineering and Technology, Liberal Arts, and SPEA, as well as University College and the University Library.
- Revised performance indicators for diversity initiatives undertaken by the Diversity Cabinet.
- IMIR staff created the Information Gateway to provide easy access to information to be used in evaluation and assessment (<http://reports.iupui.edu/gateway/>).

2006-07

- Actions taken to date:
- IMIR provided data to the Enrollment Management Council and academic deans that were used to improve enrollment projections for Fall 2007 and subsequent years.
 - IMIR conducted a series of analyses for the Admissions Office that are being used to provide automatic admissions for some students.
 - IMIR, along with other campus units, provided Derrick Price with data to conduct an extensive study of the factors related to retention at IUPUI. Price produced a report commissioned by the Council on Retention and Graduation.
 - IMIR is working with the Chancellor's Diversity Cabinet to develop new performance indicators for evaluating and improving the campus climate for diversity.

- Progress report on ICHE Goal 6 (produced by PAII staff) includes improvements made in schools

based on assessment of student learning of PULs (See Appendix G).

- Provided leadership for the Accelerated Improvement Process, which has produced improvement

initiatives for 50 processes in units across the campus (<http://www.planning.iupui.edu/improvement/>).

- Provided consultation for the School of Nursing simulation mannequin in clinical courses; course

evaluation study for Testing Center; business plan for School of Public and Environmental Affairs'

Executive Education program; course budget planning for Tourism, Conventions, and Event Management and the

Community Learning Network's alternate course format; facility budget planning for School of Social Work's

Department of Child Services \$5 million 3-year grant; clinic budget planning for Oral Surgery Clinic;

integration of the Division of Labor Studies into the School of Social Work; strategic budget planning for

the School of Science; and budget planning for the Assessment Institute.

- All committees established to evaluate performance indicators used survey data or institutional

data provided by IMIR to inform their decisions.

- The Council on Lifelong Learning Task Force reported that the General Studies Faculty Advisory

Committee met within a revised format as part of the Council for Lifelong Learning to address Program

Review recommendations and program policy issues.

2005-06

- All Doubling Task Forces reported using data this year in their annual reports. The Enrollment

Management Task Force reported "collaboration with the Office of Planning and Institutional Improvement,

which provides links to the broader campus planning processes, as well as with the research and analytic

support of the Office of Information Management and Institutional Research."

- The Council on Retention and Graduation reported reviewing student success rates in 300- and

400-level courses and identified, with IMIR research, unexpectedly low rates of student success in many of

these classes.

- Other Doubling Councils reported analyzing student enrollment and survey data to plan continuation

of their work.

- A faculty member in Physical Education used the AIP norm setting tool (What would cause me to fail

as an instructor? You fail as students?) in classes at start of the semester. She reported that this

worked much better than past efforts with norm setting in classes and found the tool to be a great help.

- SPEA used the AIP to streamline the admissions process and to ensure proper back-up procedures are

in place.

- University College uses the AIP in the 21st Century Scholars Program to create an efficient and replicable process for enrollment, affirmation, and event recruitment. As a result, the process was streamlined and various checkpoints were added to evaluate the process.
 - PAII staff continue to collaborate with staff in the Office of Human Resources Administration to conduct monthly facilitator meetings for faculty and staff interested in the Accelerated Improvement Process. To date, over 35 improvement processes have been completed or are underway at IUPUI and additional training opportunities are planned.
 - The following schools or departments used survey results: Nursing, Engineering and Technology for accreditation reviews; Student Life and Diversity to inform the campus-wide smoking policy; University College to improve advising; Medicine to improve the Biotechnology Certificate program.
 - All committees established to evaluate performance indicators used survey data or institutional data provided by IMIR to inform their decisions.
 - The Economic Model was used by Nursing, Dentistry, and Law to inform their financial planning. In the Dentistry accreditation report, the Economic Model process received special notation.
-

Evidence of Progress for 2007-2008:

- V.2a. A model predicting first-year grade point average for new students has been incorporated into admission procedures for Fall 2009.
 - V.2a. Workshop conducted on use of the Information Gateway was well received.
 - V.2a. Five disciplines made use of peer group analyses (Engineering, Liberal Arts, Library, SPEA, and University College).
 - Results from the Continuing Student Survey were used to evaluate implementation of the PULs.
-

Activities planned for 2008-2009:

- V.2a. Will continue to work with departments and schools to assist faculty in using ePort to assess and improve student mastery of PULs and disciplinary outcomes.
- V.2a. Results of the survey of graduate and graduate professional students at IUPUI will be distributed.
- V.2a. IMIR will continue to work with the Enrollment Management Council to identify areas where additional information is needed to improve enrollment management efforts.

☑ V.2. Facilitate implementation and documentation of improvements suggested by analysis of campus assessment data. V.2b. Shortened Continuing Student Survey and pre-survey announcement letter added to increase response rate.

Campus Planning Theme:

Secondary Goals:

Sub Unit:

Time Frame:

Actions taken for 2007-2008:

V.2b. The second version of the shortened Continuing Survey was administered

Evidence of Progress for 2007-2008:

V.2b. The response rate for the survey was 25.1%.

Activities planned for 2008-2009:

V.2b. The current objective will be modified to continue to work on survey administration methods that will increase response rates.

☑ V.2. Facilitate implementation and documentation of improvements suggested by analysis of campus assessment data. V.2c. Alumni surveys for Nursing, Education, and SPEA modified to increase response rates.

Campus Planning Theme:

Secondary Goals:

Sub Unit:

Time Frame:

Actions taken for 2007-2008:

V.2c. Met with school representatives last year to develop alternative methods of administering the survey.

Evidence of Progress for 2007-2008:

V.2c. Plans have been developed for alternative administration of the alumni surveys for Nursing, Education, and SPEA.

Activities planned for 2008-2009:

V.2c. When the Alumni Survey is again administered, we will implement the changes discussed with the schools.

☑ V.2. Facilitate implementation and documentation of improvements suggested by analysis of campus assessment data. V.2d. Deans' annual reports placed on the Web by IMIR staff.

Campus Planning Theme:

Secondary Goals:

Sub Unit:

Time Frame:

Actions taken for 2007-2008:

V.2d. IMIR staff updated a total of 9 Deans' annual budgeting reports on the web.

Evidence of Progress for 2007-2008:

V.2d. IMIR staff updated a total of 9 Deans' annual budgeting reports on the web.

Activities planned for 2008-2009:

V.2d. IMIR staff will continue to provide this assistance.

☑ V.3 Advance institutional effectiveness through collaboration. V.3a. Continued participation by 5 PAII staff on committees assigning campus performance indicators.

Campus Planning Theme:

Secondary Goals:

Sub Unit:

Time Frame:

Actions taken for 2007-2008:

V.3a. Four staff members participated in evaluation of Performance Indicators this year. With the development of quantitative standards for evaluation of PIs, the need for committee participation may be greatly reduced and this goal may no longer be relevant.

Evidence of Progress for 2007-2008:

V.3a. Number of PAII staff involved in PI evaluation.

Activities planned for 2008-2009:

V.3a. Development of performance standards for all indicators.

☑ V.3 Advance institutional effectiveness through collaboration. V.3b. At least 3 Accelerated Improvement Processes completed annually and instances of improvements documented.

Campus Planning Theme:

Secondary Goals:

Sub Unit:

Time Frame:

Actions taken for 2007-2008:

V.3b. PAII staff participated in AIP projects.

Evidence of Progress for 2007-2008:

V.3b. PAII staff participated in two (International Affairs, and a joint project with Admissions, University College, and the Enrollment Center) of the 5 campus AIP projects (Financial Aid; Housing; International Affairs; the Center on Philanthropy; and a joint project with Admissions, University College and the Enrollment Center) completed.

Activities planned for 2008-2009:

V.3b. Continue to respond to requests to participate in AIP projects.

▶ **Goal VI: Continuously improve effectiveness of PAII personnel and services.**

☑ VI.1. Collect information about PAII effectiveness. VI.1a. Increasingly useful set of indicators for monitoring PAII performance in use.

Campus Planning Theme:

Secondary Goals:

Sub Unit:

Time Frame: Ongoing

Actions taken for 2007-2008:

VI.1a. Monitoring of attainment of goals for achievement levels set last year continues.

Evidence of Progress for 2007-2008:

VI.1a. Use of PIs has simplified and shortened the PAII annual report.

Activities planned for 2008-2009:

VI.1a. Continue to review and revise PAII goals as appropriate.

☒ VI.2. Implement project management VI.2a. All PAII staff oriented and trained to use project management tools and techniques.

Campus Planning Theme:

Secondary Goals:

Sub Unit:

Time Frame:

Actions taken for 2007-2008:

VI.2a. We have developed a new version of our project tracking tool – OnTrak. This new version will enable us to track team projects more effectively.

Evidence of Progress for 2007-2008:

VI.2a. IMIR staff members started using this tool in May 2008.

VI.2a. IMIR/OIE staff are going to use this tool to track progress on publishing the IUPUI Performance Report for 2008.

Activities planned for 2008-2009:

VI.2a. Promote use of OnTrak within PAII offices.

☒ VI.2. Implement project management VI.2b. At least 5 projects executed using project management tools.

Campus Planning Theme:

Secondary Goals:

Sub Unit:

Time Frame:

Actions taken for 2007-2008:

VI.2b. IMIR staff continue to use the modified version of project tracking system - OnTrak.

Evidence of Progress for 2007-2008:

VI.2b. Third version of this system was released in March 2008.

Activities planned for 2008-2009:

VI.2b. Continuously improve OnTrak system to effectively track and monitor complex projects.

☒ VI.3. Continuously improve the professional development of PAII staff. VI.3a. Professional development plans designed and deployed

Campus Planning Theme:

Secondary Goals:

Sub Unit:

Time Frame: Ongoing

Actions taken for 2007-2008:

VI.3a. See Evidence of Progress.

Evidence of Progress for 2007-2008:

VI.3a. Staff participated in PAII staff retreats, enrolled in formal

classes, and attended a variety of professional development workshops/training opportunities as part of

the ongoing staff development activities in PAII.

VI.3a. Offered discretionary/incentive bonus awards to staff members.

Activities planned for 2008-2009:

VI.3a. Continue to hold staff retreats at least once a year.

VI.3a. Maintain flexibility in work schedules to allow staff members to pursue professional

development or training opportunities as needed.

VI.3a. Continue to maintain discretionary/incentive award bonus plans in PAII.

⌵ VI.4. Develop and implement a diversity plan for PAII. VI.4a. Diversity plan and implementation strategy developed.

Campus Planning Theme: Campus Climate for Diversity

Secondary Goals:

Sub Unit:

Time Frame: Ongoing

Actions taken for 2007-2008:

VI.4a. Plan and strategy were developed in 2006-2007. Mid-year progress

report was submitted. End-of-year report not yet requested.

Evidence of Progress for 2007-2008:

VI.4a. Actual implementation.

Activities planned for 2008-2009:

VI.4a. Continue reporting.

- ☒ VI.5. Gain recognition within IUPUI, nationally, and internationally for the use of data in planning, evaluating, and improving.
VI.5a. At least 300 consultations for planning, evaluation, and improvement purposes provided annually by PAII staff (internal and external).

Campus Planning Theme: Best Practices

Secondary Goals:

Sub Unit:

Time Frame: Ongoing

Actions taken for 2007-2008:

VI.5a. Received the 2008 Leveraging Excellence Award from the National Consortium for Continuous Improvement.

Evidence of Progress for 2007-2008:

VI.5a. PAII staff consulted with internal and external units on 591 requests or projects.

Activities planned for 2008-2009:

VI.5a. Continue to provide consultations.

- ☒ VI.5. Gain recognition within IUPUI, nationally, and internationally for the use of data in planning, evaluating, and improving.
VI.5b. At least 2 presentations and 1 publication produced annually related to IUPUI's institutional portfolio and student ePort.

Campus Planning Theme:

Secondary Goals:

Sub Unit:

Time Frame:

Actions taken for 2007-2008:

VI.5b. Accomplished.

Evidence of Progress for 2007-2008:

VI.5b. 11 presentations and 2 publications.

Activities planned for 2008-2009:

VI.5b. Will submit proposals for presentations and publications.

Fiscal Health

Reallocation Plan

Other Question(s)

1. If you had to implement a budget reduction of 3-5% in your base general fund budget, a) what would be your budget priorities and b) what strategies would you employ to walk the fine line of maintaining critical operations and investing in your future? Please describe how faculty and other stakeholders will be involved in the decision making process.

We have nothing left to cut except our personnel. We will cut in less mission-critical areas, though we really need every person we have.

2. Please describe current commitments or plans that require multiple year funding, including the amount of funding required and the length of time the initiative's funding is required.

Maintaining our current personnel over time is our highest commitment.

3. How do you intend to use your reserves over the next four years? Please provide the information by fiscal year.

We will use reserves only to address state budget cuts.

4. How do you define return on investment for diversity efforts in your unit (e.g, numbers of faculty/staff/students recruited and retained, grants received for special studies, new teaching methods or courses, placement of graduates, program reputation)? What are you doing to improve your ROI?

Quality of work is the best indicator of ROI for diverse employees. To date our ROI is quite high.