



The Practicing Academic

The Department of Periodontics and Allied Dental Programs
(DPADP)



“The Dr. Swenson Issue”



Chairman's Corner:

It has been a while since I sent out a Department Newsletter. Much has happened since the last issue in January.

First, we recently experienced the very sad occasion of Dr. Swenson's passing. As I had informed all you, Dr. Swenson passed away on 7/21/13. He was the 'founder' of the Department and the one who got Periodontics on the map at the IU School of Dentistry. A very sad occasion for all of Dentistry but particularly for the specialty of Periodontics! Several of us attended the calling and the funeral the next day. Dr. Hancock spoke, Tom Swenson (son) spoke along with one of the grand-children. It was a beautiful service and fitting tribute to a legend.

Thank you Dr. Swenson for all that you did for Dentistry in general, Periodontics in particular and the biggest thank you for all that you did for IU Periodontics. We are eternally grateful to you!

I am featuring the article about him that was featured in April 2011 issue of the newsletter.

Several of you contacted me about what you should do to remember him. The Henry M. Swenson Scholarship that he set up would be an

July

2013

excellent way to remember the person that he was. This scholarship fund pays for two awards that are given to the graduate students every year. In addition, it also helps pay for the AAP student membership dues for the residents while they are in the program. You can make out your contributions to the 'IU Foundation'. In the memo line, indicate for the 'Henry M. Swenson Scholarship Fund'. You can send checks to:

Pam Lovejoy,
IUSD Development Office,
1121, West Michigan Street,
Indianapolis, IN 46202

Henry M. Swenson



Henry M. Swenson,

Indianapolis, a nationally known

periodontist, longtime aviator, avid

water sports enthusiast, golfer, bridge

player, ham radio operator and doer of

too many other things for his family

to remember, died July 21. He stayed young his entire life,

but in years, he was 96.

Dr. Swenson helped create the Department of Periodontics

at Indiana University School of Dentistry, was chairman

of the division of clinical periodontics and led the graduate program.

He held the longest faculty appointment in the history of the dental school, serving from 1943 to 2010. His 67 years at the school represented more than half of its existence.

Dr. Swenson also operated a private practice in Indianapolis for more than 60 years, offering free Cleanings to any patient who had been with him for 50 years in what sounded like a joke but wasn't. He served as president of the American Academy of Periodontology in the 1970s and was given its two highest honors: the Gold Medal and the Presidential Award. He was a co-founder of the Midwest Society of Periodontology and Indiana Society of Periodontology and served as president of both organizations. He was also a member of the Southern Academy of Periodontology, the Indiana Dental Association and the Indianapolis District Dental Society, which honored him in March for his 70 years of service. His love of airplanes began as a teenager in Long Island, N.Y., where he learned the ropes at Roosevelt Field, the same airport from which Charles Lindbergh departed in his trans-Atlantic

flight. Following [World War II](#), Dr. Swenson served in the Civil Air Patrol. He began flying his own planes in the 1960s and soon thereafter, began rebuilding antique aircraft. He completed eight such projects, the last one when he was nearly 85 years old.

A longtime member of the Experimental Aircraft Association, Dr. Swenson also built an experimental biplane from scratch and later donated it to the EAA museum in Oshkosh, Wis. For many years, the Acro-Sport was prominently displayed at the EAA air show in Oshkosh, which draws thousands of people annually. Dr. Swenson continued to pilot planes into his 90s. Growing up in Bellmore, N.Y., Dr. Swenson became an excellent swimmer and was a lifeguard at Jones Beach on Long Island. He continued to enjoy water sports much of his life. At age 80, a typical Saturday was water skiing in the morning, windsurfing in the early afternoon and flying later in the afternoon.

He also enjoyed golf for many years, though never took it too seriously. In fact, he seldom kept score. Would ruin a perfectly good day outdoors, he said. He was a member of Twin Lakes Golf Club.

Dr. Swenson was born in Brooklyn, N.Y., Aug. 13, 1916,

the son of Swedish immigrants Olaf and Sigrid (Holmgren) Swenson. As a young boy, his parents moved to Long Island, where the family operated a dairy farm. Later in life, the Brooklyn-born kid could wow rural friends with his milking prowess. He attended Clemson College and then earned bachelor and dental degrees from the [University of Illinois](#). He completed a pathology Fellowship at the Medical College of Virginia. While at Illinois, he met nursing student Theresa Boross on a blind date. They married two weeks after Pearl Harbor, Dec. 20, 1941, celebrating their 71st anniversary last year. He would serve in the [U.S. Navy](#) for one year during the war. Besides his wife, survivors include children Carol (Ken) Jue, Keene, N.H.; Nancy (Michael) Kosares, Denver; Patti (Don) Beardsley, Raleigh, N.C.; and Tom (Jane) Swenson, Indianapolis; seven grandchildren and six great-grandchildren. Services are at 10:30 a.m. Friday at Flanner and Buchanan Washington Park North, with calling from 4 to 8 p.m. Thursday. Memorial contributions can be made to the Henry M. Swenson Scholarship Fund through the Indiana University Foundation.


Dr. Henry M. Swenson

This piece was written by Mike Delporte, IUSD Library Services Representative-Special Collections



"It never shows how much time you spend, but it always shows how well it's done." - Dr. Swenson

Raised in Long Island, NY, by Swedish-born parents, Henry Maurice Swenson earned his bachelor's degree at the University of Illinois in 1941 and went on to obtain a dental degree there one year later. In 1942 he began a fellowship in pathology at the Medical College of Virginia, training in the teaching and research of technical as well as theory courses in dentistry. There he met Dr. Robert Derry who was on his way to taking up a position at IU's Department of Prosthetics. Following Dr. Derry's advice, Dr. Swenson started a dialog with IUSD dean Dr. William Crawford, and soon after he too was headed to IU to begin a part-time appointment as an instructor in Oral Diagnosis and Histopathology.



One year after Dr. Swenson came onboard, his former faculty mentor from the University of Illinois, Dr. Maynard K. Hine, also joined the IUSD faculty. Dr. Hine shortly assumed the deanship, and both men set out to build up a new department within the school. Periodontics was taken out from under Operative Dentistry and developed into its own program, eventually rising to the level of providing a graduate periodontia degree in 1956. Dr. Swenson was the dean's right-hand man throughout the entire process, and although the dean himself was head of the Perio department, Dr. Hine continually introduced Dr. Swenson as its chairman. He was eventually named chairman of the division of clinical periodontics in 1961. In the meantime, he also helped to establish the IUSD Dental Hygiene program in 1950.

Throughout this time, Dr. Swenson maintained his private practice on North Keystone Avenue while being the most involved "part-time" employee on the downtown campus. He taught mornings Monday through Saturday and all day on Wednesdays. The dentist's office consumed the rest of his time, with only Sundays off. "Off" was a loose term as his hobbies included restoring vintage automobiles and airplanes. He dedicated himself for 4 ½ years to fabricating one aircraft from blueprints alone. After flying it for seven years, it is now on permanent display in a museum in Oshkosh, Wisconsin.

As Dr. Swenson's first love was engineering and aviation (he soloed from Roosevelt Field, NY, at age 14, three years after Charles

Lindbergh took off from there for Paris), Dean Hine put that passion to good use in the 1960's. For three years Dr. Swenson commuted by air to give periodontics lectures to the Dental Hygiene students in Fort Wayne. Later, he would fly out to South Bend for another two-year assignment to help start the hygiene program there.



Early MSP Members 1960
Seated Left to Right: Genevieve Roth, Erwin Schaeffer, Henry Swenson
Standing Left to Right: Luke Houlett, Jack Penticoff, Marion Houghlum, Irving Stone

Among his many accolades, Dr. Swenson became a diplomate of the American Board of Periodontology in 1951, and sat on the board from 1962 to 1969. In 1964, despite his part-time status, he became a full professor at IUSD. Sensing a need in the region, he and two other gentlemen formed the Midwest Society of Periodontology in the 1960's, and he served as one of its early presidents. He also organized and presided over the Indiana Society for Periodontists. Dr. Swenson was also president of the American Academy of Periodontology (AAP) from 1973 to 1974. He was installed as a fellow of the AAP in 1976, and won the academy's Gold Medal in 1985 and Presidential Award in 1993.

Dr. Swenson authored more than 60 articles for the *Journal of the Indiana Dental Association* in a series called "The ABC's in Periodontics." Each article corresponded with a different letter of the alphabet, starting with "A is for Abscess" in 1968. He completed that first series three years later with "Z is for Zinc Oxide Dressings." Then in 1983 he was invited back for another 26

articles, and Dr. Swenson started a third series in 1988. However, following a change in direction for the *Journal*, the series was cancelled at the letter P in 1990. “At least I was spared having to think of a third title that could plausibly begin with the letter Q,” he said. As the Periodontics program began to pick up steam, Dr. Swenson faced increasing demands from both his successful private practice and his role as the *de facto* head of the Periodontics Department. The program he had helped to create had grown to the point that it needed a full-time chairman. In 1968 Dr. Timothy J. O’Leary was brought on board, and in 1973 he was named as the first official chair of Periodontics. With that, Dr. Swenson reduced his teaching role to one day a week, which he maintained for another 37 years. During that time he served as an instructor, lecturer, and senior advisor. In 1997 he became only the second part-time professor in the history of IUSD to attain the status of Professor Emeritus. He retired from his private practice in 2007, and in June 2010 he retired from IUSD after a record 67 years of sterling service.



“Doctor means teacher,” Dr. Henry Swenson once said, but he has been very much a student throughout his life. He has not only been a student of the ever-changing dental profession, with new ideas and technologies, but also a student of everyday wisdom. As an instructor, Dr. Swenson understood that every day was an opportunity not only to impart knowledge, but to gain new insights as well. He always mixed

his time-tested advice and observances with a dose of humor and humility. One can only imagine what Dr. Swenson – at age 94 and still going strong – will do with his newly acquired free time.

References:

Crum , Susan. “Giving 100% to a Part-Time Career: Henry M. Swenson”. Indiana University School of Dentistry Alumni Bulletin. Vol. 11, No. 3. 1997. 6 - 7.

Crum , Susan. “The Indefatigable Henry Swenson”. Indiana University School of Dentistry Alumni Bulletin. Vol. 11, No. 3. 1997. 20 - 23.

Crum , Susan. “Staying Power: Happy Sixty-Fifth, Henry Swenson”. Indiana University School of Dentistry Alumni Bulletin. Vol. 21, No. 1. 2008. 96 - 97.

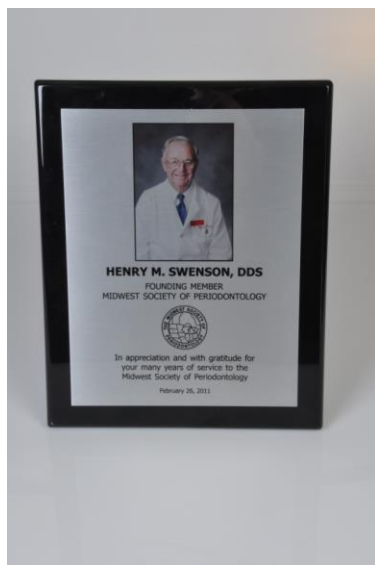
Fox, Karen. “Longest-Serving Indiana Dental School Professor Retires from 67-year Career”, posted October 4, 2010, <http://www.ada.org/news/4828.aspx>

Jensen, Jean. “Interests Keep Him Up In Air”. Indianapolis News. ca. 1975. 21 + 23.

Dr. Swenson Recognized at the Mid-West Society Periodontology Meeting- February 26th, 2011



Dr. Swenson was recognized for his services to the MSP. Henry is the only remaining member of the group that formed the MSP. He was presented a plaque of recognition by Dr. Robert Eber, President of the MSP.



A Handsome Plaque Was Presented to Dr. Swenson



A Proud Group of IUSD's Present and Past Gathered Around Dr. Swenson for a Group Photograph

Pictures from Dr. Swenson's Retirement Party



Dr. Swenson and Dean Goldblatt

Dr. Swenson and Dean McDonald



Henry and Theresa



The Man, The Legend, Dr. Henry M. Swenson



Chairman's Corner (contd)

In April 2011, I had spelled out the following goals that I had as part of my tenure being the Chair of the Department. These goals included;

- a. Recruiting a really strong candidate for the position of Pre-Doctoral Director,
- b. Making sure that the Department makes a strong presentation and showing

during the accreditation site visit scheduled for 2013

- c. Continuing to develop our research agenda
- d. Working on developing newer and better ways of delivering information to our pre-doctoral and graduate students.
- e. Finally, as I get closer to when I feel it is time for a change in leadership, I would want to make sure that a transition plan for the change is in place early to allow for this to be smooth.

I would like to address each one of them.

- a. We were successful in recruiting Dr. Daniel Shin to come and take over from me as the Pre-Doctoral Director. Dan has been everything that I had envisioned him to be as the Pre-Doctoral Director. He has done a fantastic job in this role and I see a lot of great things from him in the future.
- b. We have our accreditation site visit scheduled in September 2013. A lot of work has gone into the process and the documents have been sent on their way for review by CODA. I appreciate all the faculty and staff who worked very hard to get the documents ready and in top shape from our Department. We have instituted several changes to way we do things. These changes have been as an outcome of all the discussions for several years now. I have no doubt that the school and the department will have a strong showing at our site visit.
- c. Our research agenda is improving significantly. We have been very active on the scholarly side of things. We have published more papers in the last 5 years than we have done for a long time. Our faculty and residents are making presentations at local, regional and national meetings. IU Periodontics in particular is being well recognized at all these levels. We are continuing to seek out new funding avenues to help increase our research portfolio. I have no doubt that with time, patience and

persistence and good strategic planning we will increase our research funding substantially.

- d. In the area of working on developing newer and better ways of information delivery to our students, we have also made good strides. Most if not all our lectures are now podcast. We are increasing our online course offerings and will continue to develop this side of information delivery. As we continue to develop and collaborate with other areas on newer technology, we will be on the cutting edge of information delivery.
- e. This brings me to my final goal that I set out to achieve in my plans in 2011. This deals with my role as the Chair of the Department. In addition to my role as the Chairman of the Department of Periodontics and Allied Dental Programs, I currently serve as the President of the Faculty Council at IUSD for 2013-14. I am the Secretary/Treasurer of the AAP Foundation moving on later this year to the role of Vice President and the following year as the President. In addition, I maintain a busy private practice which averages 1 ½ days per week as I work on Saturdays as well. The above information was not meant to 'wow' anyone but simply to state that I am worn out. Teaching is not what it used to be. In my role as the Chair, I provide clinical coverage that ranges anywhere from 4-6 half sessions per week depending on the schedule. This combined with lectures, labs, seminars, endless meetings due to administrative reasons and because people don't know how to get along with each other has taken its toll on me. I love IUSD and the Department and I bleed whatever colors run through the circulatory system of the school and the Department. However once we have completed our accreditation visit, I will plan on sitting down with Dean Williams and discussing my future. My appointment

as the Chair of the Department always had a time limit attached. I will have to determine that limit for myself before it is determined for me.

IU Periodontics Alumni Association

The IUPAA is still in its infancy when taking into considerations that we have been graduating residents from the program for almost 60 years now. As Scott Reef indicated in a previous newsletter, we have over 250 alumni. However, during a recent conference call we tallied only about 25 or so current members of the alumni association. How can this be! What are the rest of you waiting for? The pride that I feel about being a graduate of the IU Periodontics program and being from the lineage that began with Dr. Swenson, continued with Dr. O' Leary and then moved on to Dr. Hancock is immense. Have you not valued your education and all that you learned from these legends in the field? The board has set a goal of over 100 members by 2014. If a 100 of you join and make contributions that range from \$500-\$1000, we can have a solid base from which much good can come. Please help us achieve this aspiration.

Periodontics Specialty Elective

I revived the periodontal elective which I started back in 2000. Following a run of about 5 years we stopped offering the elective due to time constraints on my part. However this year we successfully revived the elective. We had 5 students who participated in the elective. They spent a week having an intense exposure to Periodontics. They spent a day out in a private periodontal office, got to perform a surgical procedure being assisted by one of the residents under faculty supervision. The evaluation and feedback I received was very positive. 3 out of the 5 students who participated in the elective have applied for specialization in Periodontics.

I have been working on the newsletter for 5 years now. It was intended to be a source of information and a means of communication with our alumni. It has been a very successful attempt at achieving this outcome. During the past 5 years, I have tried to evenly highlight all the achievements of the four divisions that make up the Department of Periodontology and Allied Dental Programs. This includes the pre-doctoral and graduate divisions in Periodontics, the hygiene division and assisting division. The faculty and staff have been highlighted along with the residents and some pre-doctoral students. I am always seeking articles, news items to include in the newsletter. Please consider submitting information that we can use to make the newsletter more exciting.

The following piece by Mindy Meadows was previously used in the January issue. However, with accreditation now on our door step, I chose to use it again for those of you that may be interested in the process and wanted to refresh your information about accreditation.

**Accreditation: Ensuring
Excellence in Dental Education at
IUSD**

Professor Melinda Meadows



IUSD faculty, administration and staff are currently hard at work on the reaccreditation

process which will culminate in the Commission on Dental Accreditation (CODA) site visit in September 2013. In addition to the pre-doctoral program, all three Department of Periodontics and Allied Programs components will be reviewed: graduate periodontics, dental hygiene, and dental assisting, along with five of the other IUSD specialty programs. Accreditation of U.S. dental schools follows a 7 year cycle, and IUSD has every intention of having the remarkably successful outcomes of the 2006 accreditation which resulted in no recommendations or reporting requirements and six commendations for the pre-doctoral program.

For those of you who are primarily engaged in private practice, the extent of your involvement with accreditation may be that you know your alma mater was accredited. You know this because you were able to qualify for student loans, apply for board exams, licensure, or certification, or for post-graduate programs. To those of us in academia, accreditation is the ultimate litmus test of how well we are meeting our responsibilities as a program and as a school.

The History of Dental Accreditation

It is interesting to note that dentistry in Indiana and in the U.S. has a long history of striving for quality and standardization in curricula, dating back to 1918 when a ranking system to classify dental schools was created by the Dental Education Council of America at the request of the surgeon general of the Army. The focus of concern in that era was on the proliferation of proprietary schools, often little more than diploma mills. The IUSD library houses an excellent thesis written by Dr. Jack Carr in 1957 which explores the history of the Indiana Dental College, 1879-1925. Although the college was a privately owned school, Dr. Carr explains how from its inception the leaders in dental education in Indiana strove to create an excellent school with a rigorous curriculum. In 1943, the Council on Dental Education, a part of the ADA, took on the role of accrediting dental schools and in 1975, the CODA was formed. Today, CODA is recognized by the U.S. Department of Education to accredit dental

and dental-related education programs and has established guidelines, referred to as Standards, which ensure the quality of those programs. These Standards cover a wide range of program structure and operation areas: institutional effectiveness, educational programs, faculty and staff, student support services, patient care and research.

The Process of Accreditation

There are three steps to the accreditation process: a self-study, or internal review, a site visit by the accrediting body and a final report that is issued by the accrediting body that summarizes the results of the site visit and confers acceptance on the school. IUSD is currently engaged in the self-study portion of the process. A self-study is the process by which we clarify our objectives, assess our strengths and weaknesses in relation to our own stated objectives and the CODA established Standards, assess resources, and use the insights gained for program improvement. It is a huge undertaking that, with full engagement of the school, is an opportunity for collecting information and evaluating our processes in a manner that is seldom possible in the busy schedules of teaching and research.

The Pre-Doctoral Standards consist of 62 specific statements distributed across 6 areas, each of which requires detailed analysis and responses. Each program has similarly detailed Standards specific to their mission. As you can imagine, it takes a village and many hours to conduct such in-depth self-studies. Our self-studies began in earnest in March and a comprehensive first draft is due October 15. At IUSD, Dr. Chris Guba, Associate Dean for Academic Affairs, is serving as the school-wide self-study and site visit coordinator, heading up teams of program steering committees for the specialty, pre-doctoral and allied programs. The pre-doctoral program alone has 12 self-study ad-hoc committees focused on various Standards, each led by members of the faculty. In most cases these ad-hoc groups also include staff and students to ensure comprehensive and inclusive collection of information and variety in perspective. Our own Periodontics department

chair, Dr. Vanchit John, leads the ad-hoc committee charged with review of the clinical competencies in the Pre-Doctoral program. As Program Director, Dr. Stephen Blanchard chairs the Periodontics Graduate Program self-study team. Prof. Nancy Young, Director of Dental Hygiene, and Prof. Pamela Ford and Prof. Patricia Capps, Dental Assisting Program Directors, lead their respective self-study committees.

When the self-study is completed, each section will include a narrative outlining our internal recommendations and our discussions of what we do well, along with an extensive set of appendices that summarize our self-study collected data. The areas we identify as needing improvement serve as our guide for process or program change and are the primary goal of the self-study process.

In February, 2013, IUSD will have a Mock site visit, which is a trial run, so to speak, with expert evaluators who provide feedback based on the written self-study and their on-site review of the school. We are fortunate to have Dr. Cecile Feldman, dean of UMDNJ –New Jersey Dental School and Dr. Stephen Stefanac, Associate Dean for patient services at University of Michigan School of Dentistry conducting our pre-doctoral mock site visit. Graduate and Allied programs have also been invited by the administration to arrange mock site visits. The feedback from these experts is invaluable as it provides insight into how others evaluate our programs.

At least 90 days before the site visit, the self-study will be offered for public comment--please look for notification that invites you to share your thoughts. So called third party comments are a key component of the self-study process; your input is especially valuable as you are a graduate of one or more IUSD programs and can offer a unique perspective. The final version of the self-study will be submitted to the Commission office in June, in preparation for the site visit in September.

The site visit is when CODA teams actually come to the school to evaluate all aspects of each of the programs under review. For the pre-doctoral, allied and graduate programs, this will

be September 10-12, 2013, and will be a time when we try to put our very best foot forward so that the site visit team can see the excellent work done by the faculty, staff and students at IUSD. A part of the site visit includes an assessment of the resources, including the facility. If you have been to the school in recent months, you will have noticed there are lots of areas where we are renovating and updating, beginning with the IDA preclinical lab which was dedicated in September, 2011, and continuing with the extensive updating of the lobby and patient registration areas on the first floor and second floors.

The site visit teams will meet with administration, faculty, staff and students, visit clinics, and review additional onsite materials to gain a complete picture of our programs. At the conclusion of the site visit, the team provides an oral report to selected administrators, which is followed within a few weeks by a draft site visit report.

Schools or programs have the opportunity to formally respond to this draft report and provide documentation of any improvements that have been implemented since the site visit. IUSD had no recommendations or reporting requirements during the 2006 accreditation cycle. We anticipate that our careful self-study and attention to our self-identified areas of needed improvement will result in a similarly excellent outcome in 2013.

As a final step, the Commission prepares the assignment of accreditation status and the final site visit report which is forwarded to the school several months after the site visit is completed. While the detailed report may not be made fully public, the outcome of the accreditation status becomes public information.

At that time, we will celebrate the culmination of 18 months of hard work and the successful accreditation of our dental education programs and hope you will join us!

If you are interested in reading more about dental accreditation and its influence on the evolution of dental education, the following sites and article are suggested.

1. The CODA website:

<http://www.ada.org/117.aspx> This site has the Standards and Self-Study Guide documents for all programs.

2. Formicola A, Bailit H, Beazoglou T, Tedesco L. The Interrelationship of accreditation and dental education: history and current environment. J Dent Educ 2008: p.53-59

Department News

The information below was submitted to the Mid-West Society of Periodontology for their newsletter. Dr. Steven Blanchard submitted this information.

Indiana University School of Dentistry

Graduate Class of 2013:

We have recently bid farewell to four graduating students: **Drs. Dena Khoury, Duane Bennett, Matt Rowe, and Muiyneel (Moin) Hassan.** **Dr. Dena Khoury** will be joining a group periodontal practice in Port Huron, MI, **Dr. Duane Bennett** will be joining a practice in Seattle, WA, and Dr Matt Rowe will be joining a practice in Ft. Wayne, IN. **Dr. Moin Hassan** will be joining the Advanced Standing Program at the University of Detroit Mercy for his DDS. We wish all of our graduates the best in their future endeavors and look forward to future successful achievement of ABP Diplomate status.

Dr. Dena Khoury successfully defended her research project, submitted a manuscript for publication and was awarded her MSD degree. **Drs. Hassan, Rowe and Bennett** are in the final stages of completing their research projects and are expected to be finished by the time this newsletter is distributed. **Dr. Khoury's** research project explored the effects of nicotine and cigarette smoke condensate on binding of periodontal pathogens to *Fusobacterium nucleate*. **Dr. Bennett** examined the post-extraction ridge dimensional changes associated with socket compression. **Dr. Hassan** compared amnion chorion allograft membranes vs. dense polytetrafluoroethylene membranes in

ridge preservation procedures. **Dr. Rowe** developed and evaluated characteristics of a dimensionally stable and bioactive electrospun membrane for periodontal regeneration.

Graduate Class of 2012

Dr. Adam Christman successfully defended his thesis. He has submitted his article titled; Safety Checklist for Dental Implant Placement – A Delphi Study to the Journal of the American Dental Association

Incoming Graduate Students:

We now have three new graduate students who joined the program in July. **Dr. Archana Venkataraman** completed her dental training in India in 2004. **Dr. Tsuyoshi Tanaka** is a 2010 graduate of Tokyo Medical and Dental University. **Dr. Santiago Ocampo** completed his dental training from Pontificia University Javeriana in Colombia and just completed a 3 year prosthodontics and IUSD. We are excited about them joining the program in light of their diverse training and backgrounds.

Student Awards:

The recipients of the Henry M. Swensen Awards for Clinical and Didactic Excellence in Graduate Periodontics for 2012-2013 were third year residents, **Dr. Duane Bennett** and **Dr. Matthew Rowe**. **Dr. Mohamed Khaled** (2012) was a finalist in the AAP Balint Orban Competition in Los Angeles for his research on resolvin D1 and human gingival fibroblasts. Congratulations to all student award recipients for all of their hard work and effort.

ABP Results:

Drs. Jason Au-Yeung (2012) and **Elizabeth Ramos** (VA 2006) successfully passed the ABP Qualifying (Written) Examination given last August.

Drs. Peter Smith (2009), **Vikas Puri** (2011) and **Jason Au-Yeung** (2012) are newest Diplomates of the American Board of Periodontology since last year. Congratulations to Peter, Vikas and Jason for their truly

outstanding efforts in preparation to successfully challenge this examination.

Faculty News:

Recent Publications:

Khaled M, Shibani NA, Labban N, Baterseh G, Song F, Ruby J, Windsor LJ. The Effects of Resolvin D1 on Human Gingival Fibroblasts Cell Survival and Cytokine Expression. *J Periodontol*. 2013 Feb 11. [Epub ahead of print]

Sterio TW, Katancik JA, **Blanchard SB**, Xenoudi P, Mealey BL. A prospective, multicenter study of bovine pericardium membrane with cancellous particulate allograft for localized alveolar ridge augmentation. *Int J Periodontics Restorative Dent*. 2013; 33:499-507.

Swaminathan V, Prakasam S, Puri V, Srinivasan M. Role of salivary epithelial toll-like receptors 2 and 4 in modulating innate immune responses in chronic periodontitis. *J Periodontal Res*. 2013 May 17. doi: 10.1111/jre.12066. [Epub ahead of print]

Prakasam S, Srinivasan M. Evaluation of salivary biomarker profiles following non-surgical management of chronic periodontitis. *Oral Dis*. 2013 Feb 14. doi: 10.1111/odi.12085. [Epub ahead of print]

Janardhanam SB, **Prakasam S, Swaminathan VT**, Kodumudi KN, Zunt SL, Srinivasan M. Differential expression of TLR-2 and TLR-4 in the epithelial cells in oral lichen planus. *Arch Oral Biol*. 2012; 57:495-502

Bottino MC, Thomas V, Schmidt G, Vohra YK, Chu TM, **Kowolik MJ**, Janowski GM. Recent advances in the development of GTR/GBR membranes for periodontal regeneration--a materials perspective. *Dent Mater*. 2012; 28:703-21

Lee SJ, Prakasam S, Ekert G, Maupome, G, **John V**. Consensus Training: An Effective Tool

to Minimize Variations in Periodontal Diagnosis and Treatment Planning among Faculty and Students. August 2013, Journal of Dental Education

John V, Lane B, Chu G. Complications Associated with the Placement and Restoration of Dental Implants- A Case Report Series.. Journal of the Indiana Dental Association, Summer Issue, 2013; 92 (3)

We wish all District IV graduate programs a successful upcoming year and look forward to seeing you in Philadelphia in September and at the Midwest Society of Periodontology Annual Meeting in February 2014.

Hey 'Teach', I've got something for you



Every year the AAP solicits nominations from the different schools for candidates to be considered for an Educator Award from the individual schools. Dr. Jim Wolfe was presented with an 'Educator Award from the American Academy of Periodontology'. This award is in recognition of 'Outstanding Teaching and Mentoring in Periodontics'. Dr. Wolfe is a part-time faculty in the Department of Periodontics and Allied Dental programs. He has been on our faculty for several years now. Thank you Dr. Wolfe for all that you do for our Department, for IUSD and especially for the Specialty of Periodontics. Our Department is very grateful and we appreciate all that you do. Thank you.

Resident Case Report

Dr. Moin Hassan



A healthy 52-year-old Caucasian female presented with non-restorable tooth #14 requesting replacement with a dental implant. A preoperative focal CBCT scan was used to assess the height and amount of residual inter-radicular bone present from the dome of the furcation to the floor of the sinus and to determine the alignment of the trephine drill. This information along with study models was used to fabricate a surgical guide.

Initial Presentation



Pre-Op Radiograph

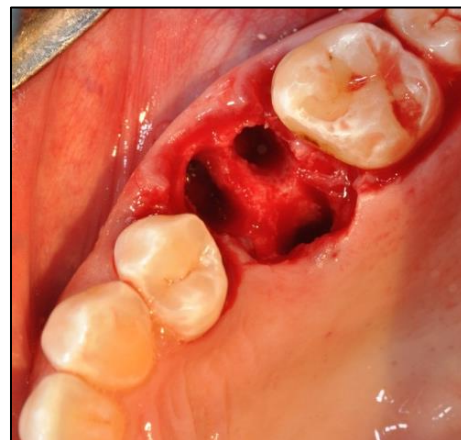


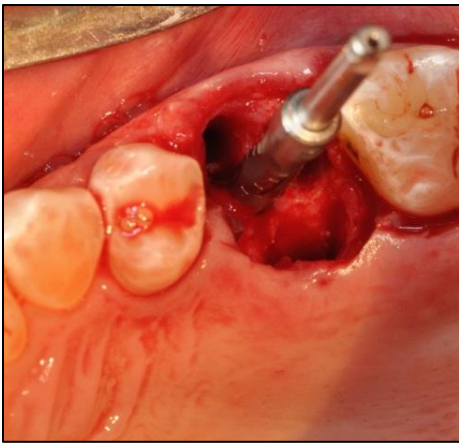
Following minimally traumatic tooth extraction, with the surgical guide in place, a 3.5 mm diameter trephine drill was used to initiate the osteotomy to a depth short of 1 mm from the sinus floor using the surgical guide for alignment. An intraoperative radiograph was taken to determine the position of the tip of the trephine drill in relation to the sinus floor

Fabricating the stent



Minimally Traumatic Tooth Extraction

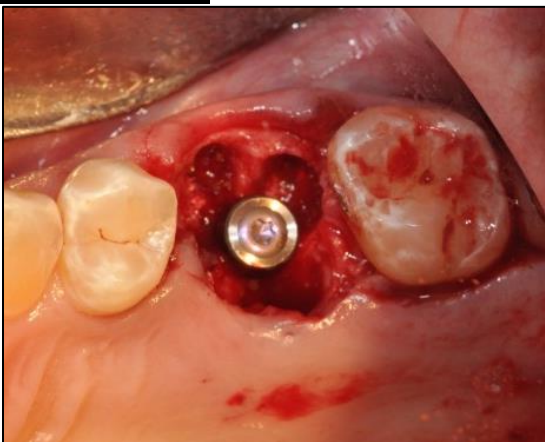




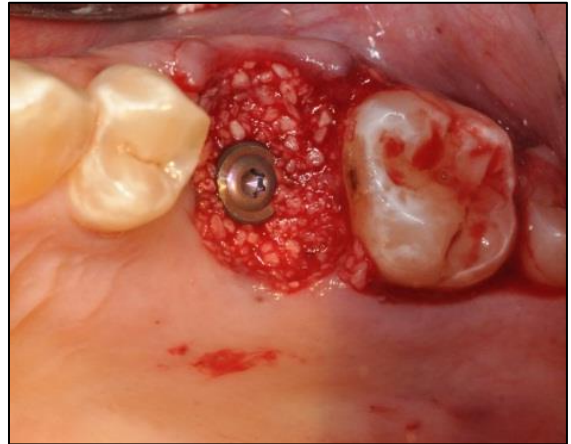
Radiographic Check



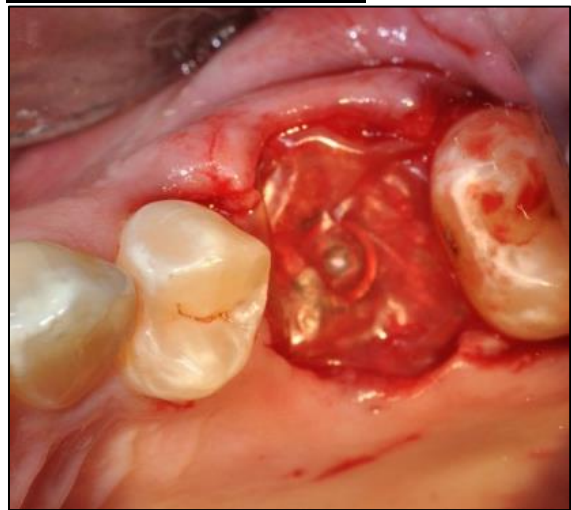
Implant Placed



Bone Grafting

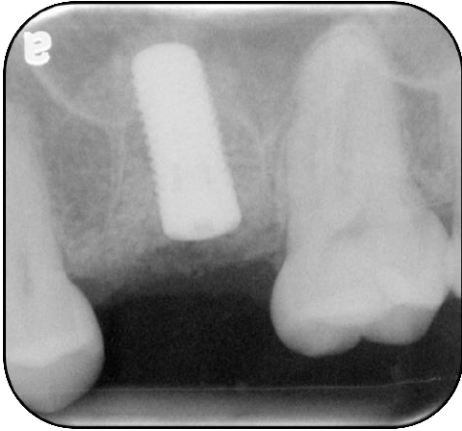


Snoasis Membrane Placed



FDBA was used between the implant and the socket, covered with amnion chorion membrane and sutured using monofilament dense polytetrafluoroethylene sutures without primary closure. Amoxicilin 500 mg thrice a day prescribed for 7 days along with 2% Chlorhexidine mouth rinse to be used twice a day for 7 days.

Post-Op Radiograph



Temporary Restoration



Implant position appeared good with 4-5 mm of sinus floor elevation. Postoperative healing was uneventful with almost complete soft tissue closure at 2 weeks. Radiograph at 2.5 months showed no evidence of peri-implant or crestal bone loss. The implant was successfully restored 5 months postoperatively.

Upcoming Events

August 20th and 21st –In school review of Accreditation

September 10-12- Accreditation Site Visit

September 13th- Hallelujah!!!! We are done (I hope we are)

Emergency Drills

July 30th- IV Sedation Emergencies- Dr. Michael Gossweiler

August 27th- Second Year Residents- Hypoglycemia

September 24th- Third Year Residents- Syncope and Foreign Body Obstruction

October 29th- First Year Residents- Syncope and Stroke

November 26th- Faculty- Syncope and Asthmatic Attack/ Bronchospasm



INDIANA UNIVERSITY

SCHOOL OF DENTISTRY

Department of Periodontics and
Allied Dental Programs
IUPUI