

Indiana University School of Medicine
Eugene and Marilyn Glick Eye Institute

Ophthalmology Update

Department of Ophthalmology

Summer/Fall 2012

Two NIH grants fund glaucoma research at Glick Eye Institute

Two National Institutes of Health grants totaling \$1,452,530 have been awarded to researchers investigating glaucoma at the Eugene and Marilyn Glick Eye Institute.

Yang Sun, M.D., Ph.D., received \$1,023,530 from NIH to study congenital glaucoma. **Alon Harris, M.S., Ph.D., FARVO**, director of clinical research at the Glick Eye Institute, received \$429,000 to include racial disparities in his current glaucoma research.

Dr. Sun, an assistant professor of ophthalmology, will receive \$204,706 annually for five years.

"Glaucoma is a leading cause of irreversible blindness in the world, yet the mechanisms of glaucoma development remain poorly understood, and treatments are limited," Dr. Sun said. "I'm hoping to understand the mechanism of

inherited congenital glaucoma in the hopes that this will provide insight and potentially lead to novel treatments for commonly seen forms of glaucoma."

Dr. Harris' grant is for two years and will provide an opportunity to expand research to help determine why people of African descent develop glaucoma at a rate higher than Caucasians.

"This is the first NIH research funding to investigate ocular blood flow in people of African descent to help understand why the disease is more prevalent in that race," Dr. Harris said.

His research will incorporate data from the research of **Lyne Racette, Ph.D.**, who concentrates her research on racial differences in glaucoma.

continued on Page 9

Donor roll, Pages 4 & 5

Research symposium set for November, Page 8

New residents and fellows appointed for 2012 academic year, Page 7

Dr. Neely named senior medical advisor for ORBIS Cyber-Sight program, Page 11



From the Chairman

Just a year ago we were planning for a move, the dedication, and opening of the Eugene and Marilyn Glick Eye Institute. On our first anniversary we've moved two researchers and their staffs into lab space on the third floor, welcomed patients to our new ophthalmology and optometry clinics and made ourselves at home in our offices, the Hrisomalos Library and other communal spaces. It's been quite a year!

We continue our search for a director of basic science research and hope to have more to report by the end of the year. Information about our latest grants is featured in the story on Page 1; we're off to a good start in the competitive arena of seeking and securing grants.

Our researchers will be measured by the grants they receive and the discoveries they make. Ultimately, that will reflect on the Glick Eye Institute, the School of Medicine and Indiana University. The grant funding is critically important to the success of the department and the Glick Eye Institute. It's my personal goal to have our institution included in ophthalmology Top 10 lists within five years - we'll need funding to make the discoveries our scientists and physicians are working on every day in the labs.

While this issue highlights our researchers, we're also including a donor list to recognize the individuals who support our mission. Many are long-time friends of the department whose ongoing support has provided us with the opportunity to continue or expand our research into glaucoma, age related macular degeneration, diabetic retinopathy and childhood eye diseases. Many grateful patients and their family members are included in this listing - we're thankful they selected the Glick Eye Institute as the beneficiary of their investment in the clinical progress and future of vision research that will directly translate into improved treatments and potential cures for eye diseases.

It is an honor to serve as chairman of this department, surrounded by dedicated physicians and scientists, researchers and staff members who believe in our vision of finding treatments and cures for blinding eye diseases.

Louis B. Cantor, M.D.
Chairman

Philanthropic support is critical for vision research. To learn how you can make a tax-deductible gift to benefit the Eugene and Marilyn Glick Eye Institute, please contact:

Linda E. Cantor, J.D.
Director of Development
Eugene and Marilyn Glick Eye Institute
Indiana University School of Medicine
lcantor2@iupui.edu

Phone: **317.274.3602** or
800.643.6975

Gifts may be mailed to:

IU Foundation
P.O. Box 660245
Indianapolis, IN 46266-0245

Online gifts may be made through the Eugene and Marilyn Glick Eye Institute's secure website:

www.glick.iu.edu

A complete listing of donors who supported the Glick Eye Institute between January 1 and December 31, 2011, appears on pages 4 and 5. This list will be published in our newsletter every year.

Every effort has been made to ensure the accuracy of this list.

If you have questions about the listing, please contact Linda Cantor.

Ophthalmology donors join IU President's Circle

Ophthalmology donors being inducted into the IU President's Circle this year include: **Dr. Rich and Babette Boling; Dr. Eugene and Barbara Helveston; Dr. Nick and Joni Hrisomalos; Julie Overbeck; and Dr. Daniel and Alana Spitzberg.**

The President's Circle is a prestigious honor through which IU recognizes donors of extraordinary generosity.

This year's ophthalmology donors represent the largest group of donors to be inducted into the President's Circle at one time.

Dr. Spitzberg and his wife, Alana, provided the funds to name Spitzberg Hall in the Glick Eye Institute. Dr. Spitzberg currently serves as the department's vice chair of Adult Clinical Affairs.

"Their generous philanthropy, time and talents have greatly benefitted all who are touched by the Eugene and Marilyn Glick Eye Institute and the IU Department of Ophthalmology."

Linda Cantor
Director of Development,
Eugene and Marilyn Glick
Eye Institute

Dr. Boling joined his father in an ophthalmology practice where they have provided eye care to Michiana for more than 50 years. In 2011, Dr. Boling was awarded the "Lifetime Humanitarian Award" from the Indiana Academy of Ophthalmology.

Dr. and Mrs. Helveston have provided support to the Glick Eye Institute. Dr. Helveston, a former chair of the Department of Ophthalmology, founded the Pediatric Ophthalmology and Adult Strabismus Service which he led for 33 years. He was named Professor Emeritus in 2001.

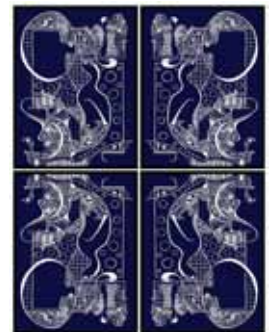
Dr. Nick and Joni Hrisomalos provided funds for the Hrisomalos Library in the Eye Institute. Dr. Hrisomalos is a retina specialist with Midwest Eye Institute and serves on the board of directors for the IU School of Medicine's Dean's Council.

Julie Overbeck recognized a need to support the world's largest glaucoma progression study based at the Glick Eye Institute. She was with Eli Lilly and Company for many years and now works with her brother in a family business.

Indiana artists' works displayed in the Glick Eye Institute

The Public Art Project Committee of the Glick Eye Institute is purchasing 17 works of art by Indiana artists for display in the institute. These works which reflect vision, color, light, perspective, and/or reflection are listed below. For related story on the second round of the Glick public art project, see page 10.

- Shirley Adams, Danville, textiles titled "Fiberdance Pink" and "Fiberdance Purple"
- Andrew Benton, Indianapolis, untitled photograph
- Taryenna Dickerson, Indianapolis, painting titled "PaPa"
- Mark Fredericks, Indianapolis, photograph titled "Window Washers"
- Emily Janowiak, Indianapolis, mixed media titled "Eyes That Radiated Light"
- Ben Johnson, Cicero, glass titled "Spot Series"
- Justin Chase Lane, Indianapolis, photograph titled "Tunnel in Tunnelton"
- Jeff Mason, Indianapolis, photograph titled "Morning Rain"
- Carole Mitchell, Indianapolis, quilt titled "IridEscent"
- Ari Pescovitz, currently in Cincinnati, laser etching titled "Reflections"
- Stefan Patranek, Indianapolis, photograph titled "Sunline (from the series Book of Acts)"
- Nikki Pritchett, Evansville, painting titled "First Street in Evansville"
- Doug Sauter, Indianapolis, photograph titled "Ferris Wheel," and glass titled "Compass"
- Pamela Torkelson, Indianapolis, photograph titled "Orange Burst"
- Paul Trippel, M.D., Indianapolis, photograph titled "A Gift of Sight"



"Reflections"
Ari Pescovitz



"Ferris Wheel"
Doug Sauter

The Glick Eye Institute recognizes and thanks donors from January 1 through December 31, 2011

Dr. and Mrs. John H. Abrams
Carol Lee Allen
David M. Amsterdam, M.D.
Lisa L. Amsterdam, M.D.
Paul R. Angrick and Maxine Angrick
Berj Antreasian, M.D.
Dolores Antreasian
Steven Archer, M.D.
Carol Archer
Morris I. Bank
David and Jackie Barrett
Stella C. Batagiannis
Nelson L. Baxter
Donna M. Baxter
Ronald N. Beams, M.D.
Corla A. Beams
Dr. and Mrs. Steven C. Beering
Bradley C. Black, M.D.
Cynthia L. Black
E. Fredrick Bloemker, M.D.
Frances H. Bloemker
Natalie J. Boehm
Mr. and Mrs. Mark Boling
Richard C. Boling, II, M.D.
Babette S. Boling
Joseph A. Borinstein
Wilma Borinstein
Florence T. Bowman
David F. Box, M.D.
Kristina M. Box, M.D.
Wendy Boyle
David R. Brooks
Barbara J. Brooks
L. Eugene Brown
Evelyn Park Brown
W. George Brueggemann, M.D.
Marguerite J. Brueggemann
William J. Brutcher
June E. Brutcher
Harlan R. Bullard, M.D.
Janet S. Bullard, M.D.
C. Severin Buschmann, Jr.
Mary L. Buschmann
Robert W. Busk
M. Betty Busk
F. Keith Busse, Jr., M.D.
Stephen and Marlene Calderon
Charles W. Caldwell
Peggy A. Caldwell
David L. Calkins
Elizabeth A. Elkas
Johneva H. Campbell
Fredrick J. Campbell
Frances S. Campbell
Dr. Louis B. and Linda E. Cantor
Dr. and Mrs. Robert N. Cantor
Lawrence N. and Jane P. Carter
William A. Cassel
Verne F. Cassel
Thomas J. Chowattukunnel, M.D.
Sindu Chowattukunnel

Wilhelmina P. Ciecimirski
Ronald J. Clark
Patricia L. Clark
Carolyn L. Clark
LaVada Clark
David K. Coats, M.D.
D. Dean Cofield, M.D.
Sharon K. Cofield
Maxine Cohen
James Compton
Laura A. Compton
Joseph W. Conner, M.D.
Lisa M. Conner, Ph.D.
Dr. Tim Corson and Dr. Jennifer DeSilva
Floyd L. Cox
Ronald P. Danis, M.D.
Jane L. Danis
Richard D. Davenport, M.D.
Mary L. Davenport
Sara L. Davis
Gerald J. and Marjorie J. Delzell
Adam Deutsch
Katie R. Deutsch
Dr. Chris and Dr. Karen Dickes
D. Keith Diss
Carolyn L. Diss
Mim P. Dixon
Dr. and Mrs. Patrick J. Droste
M. Tim Dunfee, M.D.
Mary Ann Dunfee
David G. Dvorak, M.D.
Denise Hill
Poolsiri Edesess
E. Eugene Engle
Carol A. Ennis
Robert L. Estes, M.D.
Robert E. Evans
Joshua M. Farber, M.D.
Natalka Fedoriw, M.D.
Ruth K. Feinberg
Drs. Richard and Rebecca Feldman
Joseph Firestone
Liliana Ciccodicola
Hon. Thomas G. Fisher
Barbara Molnar Fisher
Dale L. and Dana L. Flora
Marian B. Fosdal
David and Nonie Vonnegut-Gabovitch
Ed J. Garvin, M.D.
Steve L. Gerber, M.D.
Lisa K. Gerber
Marjorie Gates Giffin
Janice and Ernest Glaser
Marilyn and Eugene Glick
Robert A. Gordon, M.D.
Timothy E. Goslee, M.D.
Lynn S. Gossett
Mary K. Gossett
Wayne F. Gregory
Mary Beth Tuggle

Perry and Michelle Griffith
Dorothy A. Gummer
Robert G. and Paula D. Guzzo
Richard L. Hammer, Sr.
Ann V. Hammer
Alon Harris, Ph.D.
Mira Harris, M.D.
Betty L. Harvey
Kenneth A. Haselby, M.D.
Carla Rae Haselby
Elaine G. Hathaway, M.D.
Eugene M. Helveston, M.D.
Barbara H. Helveston
John D. Hess
Jennifer A. Taube, D.D.S.
Robert O. Hoffman, M.D.
Carolyn S. Hoffman
Douglas J. Holtz
Jan E. Holtz
Betty Jean Horton
Bruce A. Houghtelin, Sr.
Virginia M. Houghtelin
Joni and Nick Hrisomalos, M.D.
Drs. Jeffrey and Stacey Hudson
Oscar E. Hufnagel
Francine and Roger Hurwitz
Stephen M. Huse
Lila R. Huse
Glenn W. Irwin, Jr. M.D., LL.D
Mike Jacobs
Arthur L. Jarvis
Christian L. Jeanfils
Francoise L. Jeanfils
John E. Jeffries
Rev. Harold R. Johnson
Alford Johnson
Dr. and Mrs. John D. Jones
Andrew A. Juster
Janet L. Juster
Riva Kantin
W. F. Keeling, M.D., Ph.D.
Kathleen A. Keeling
Thomas E. Kehn, M.D.
Thu Bui Kehn
Dawn Kennison
Robert and Carol Kirk
David L. Knepp
Betty M. Knepp
Benny S. Ko, M.D.
Vicky W. Ko
Cherie S. Kotter
Daniel E. Krach, M.D.
Maria T. Krach
Katharine J. Kral
Stephen E. Kroczek, M.D.
Judith L. Kroczek
John and Elisabeth Kroetz
Rosemarie Kuntz
You-Yuh Kuo
Ming M. Kuo
Amy L. Lambert, M.D.

The Glick Eye Institute recognizes and thanks donors from January 1 through December 31, 2011

Thomas D. Lane
Pamela Su Perry
Robert L. Larew, M.D.
Brenda B. Larew, M.D.
Alan and Sue Leighton
Gerald Levine
Judith and Justin Libby
Eric Lichtenstein, M.D.
Laura Lichtenstein
Linferd G. Linabery, Jr., M.D.
Dr. and Mrs. Byron S. Lingeman
Marjorie G. Lockwood
Truman L. Lovins
Karen L. Lovins
Paul E. Ludwig, M.D.
Mary G. Ludwig, M.D.
Kenneth Lynch
JoAnn Lynch
Jacqueline L. MacKenzie
James E. MacVicar, M.D.
Nancy E. MacVicar
Gerald L. Mansbach
Shirley M. Halpern
Joan M. Markle
Donnell C. Marlin, D.D.S.
Jonathan A. Marsh
Barbara C. Marsh, M.D.
Jeffrey S. Mason
Neva M. Mason
Ronald D. Maxwell
Judy C. Maxwell
Charles McCormick, III, M.D.
Janet R. McCormick
Max A. McKay
Starla K. McKay
Margaret E. Meinken
Jose F. Melendez
Patsy J. Mellott
Mary Jo Miller
David S. Moebs
Betty A. Moebs
Christie L. Morse, M.D.
Rep. John T. Myers, LL.D.
Carol V. Myers
Rinad M. Nazzal
Thomas R. Newby
Robert Nixon, M.D.
Bill and Susan Nuss
Faruk H. Orge, M.D.
Pelin Orge
Julie Overbeck
Michael A. Pachtman, M.D.
Kateel N. Pai, M.D.
Jayashree Pai
Marion Paris, Ph.D.
Evelyn A. Paysse, M.D.
Eric A. Pennock, M.D.
Kevin R. Perryman
Kimberly A. Perryman
Anh-Danh Phan, M.D.
Nina D. Pick
Barry S. Pinchoff, M.D.

Heidi C. Piper, M.D.
David M. Poindexter
Donald S. Powers
Margo Powers
Leslie A. Proksa
Dorothy Griffith Proksa
G. Michael Prugh
Pamela J. Prugh
Jim Purdy
David Quiring
Patti L. Quiring
Kathleen S. Ramsey
Mark Ramsey
Michelle Ramsey
Adam J. Reihl
Lora K. Reihl
Carol M. and James L. Rice, Jr.
Nancy O. Roesch
Richard S. Rubin, Ph.D.
Wendy Rubin
Stephen Russell
Livia Klain Russell
Joseph M. Scanlan, M.D.
Arnold Schaper
Joyce V. Schaper
Helen L. Schmid
Mrs. G. F. Schmidt, Jr.
Dr. and Mrs. Timothy E. Schmitt
Karen S. Schnyder
John Schoenheider
Peggy R. Schoenheider
Mark B. Schwartz
Lynda A. Schwartz
Sara H. Scott
James P., Jr. and Janice Seidensticker
Dave and Tammy Shanklin
Anne B. Simmons
Sheila M. Smith
Dorothy E. Spencer
Carol M. Spiller
Daniel H. Spitzberg, M.D.
Alana C. Spitzberg
Dennis M. Sponsel
Cathy L. Sponsel
Geraldine M. Starks-Jordan
Dr. and Mrs. Steven E. Stoller
Dr. and Mrs. Theodore J. Stransky
Robert Strawser
Rita Strawser
Georgia Sinclair Strickland
William N. Capello, M.D.
Shirley A. Stump
Dr. and Mrs. Gerald E. Sullivan
Arden Sneed Sweeny
Sharon A. Swinford
M. Switzer
Susan Jane Taub, M.D.
Jennifer A. Taube, D.D.S.
Sidney Taurel
Kathryn Taurel
Kenneth M. Tewel, Jr., M.D.

Brenda M. Tewel
Andrew W. Tharp, M.D.
Patricia Warner Tharp, M.D.
James W. Thomas
Sheryl D. Thomas
Steve Thompson
Pamela Thompson
Dr. and Mrs. Dan Thuente
Barbara Toler
Sabine M. Trent
Donald A. Urban, M.D.
Amy M. Urban
John R. Veevaete
Marcella J. Miller
Karen S. Wakley
Nelson E. Wakley
Mireille Wannemuehler
Russell H. Ware
Lois N. Ware
David M. Warner
Charlotte Mason Warner
Oren L. Weisberg, M.D.
Richard D. Weiss, M.D.
Melody Weiss
Philip E. Wells
Dan and Libby Whipple
Allen R. and Nancy B. White
William Whitson
Kevin P. Wienkers, M.D.
Cynthia Wienkers
Stephen L. Williams
Jacqueline Williams
Dr. Robert and Carol Williamson
Ronald L. Wise
Joseph M. Wolverton
Rod Wood
Bev Wood
Joseph F. Woschitz, M.D.
Michelle M. Woschitz
Darrell WuDunn, M.D., Ph.D.
Susanne Ragg, M.D.
Roberta S. Wurzman
Dee and Robin Wykoff
Charles F. Yokomoto, Ph.D.
Dr. and Mrs. Elliott A. Yolles
Mr. and Mrs. Carl D. York
Chi-Wah (Rudy) Yung, M.D.
Diana Yung
Sherman M. Zeigler
Marjorie P. Zeigler

Corporate & Foundation Donors

Eli Lilly & Company
Eugene and Marilyn Glick Family
Foundation
Indiana Lions Eye Bank, Inc.
Marian, Inc.
McGraw Hill Companies, Inc.
State Farm Companies Foundation
UBS Investment bank
Woodley Farra Manion Portfolio
Management, Inc.

Faculty news & notes



Louis B. Cantor, M.D., has been nominated to become Senior Secretary for Clinical Education by the Board of Trustees of the American Academy of Ophthalmology.



Alon Harris, M.S., Ph.D., FARVO, announces the publication by his research team of "The Effect of diluted penetration enhancer in nebulized mist versus liquid drop preparation forms on retrobulbar blood flow in healthy human subjects." Sally Primus, Ingrida Januleviciene, Brent Siesky, Austin Gerber, Patrick Egan, Annahita Amireskandari, Lina Siaudvytyte, Ruta Barsauskaite, and Alon Harris. **Pharmaceutics** 2012, 4(3), 377-384.

Dr. Harris also announces that he has been named an honorary member of the Lithuanian Glaucoma Society.



David A. Plager, M.D., was a presenter at several international conferences this summer including: Sociedad Espanola de Estrabologia, Madrid Spain; LV Prasad Eye Institute 25th Jubilee, Hyderabad India; Japanese Association of Pediatric Ophthalmology, Nagoya Japan; Japan Association of Strabismus and Amblyopia, Nagoya Japan; and Hamamatsu University, Hamamatsu Japan.
(See photo below.)



While in Japan, Dr. Plager and his wife Martha met with five Japanese ophthalmologists who have had pediatric fellowships at IU. They include Teiji Yagasaki, Takashi Negishi, Miho Sato, Yoshimi Yokoyama and Akiko Hikoya.



Anh Danh Phan, M.D., and **Lyne Racette, Ph.D.**, co-authored a poster titled, "The economic burden of concurrent glaucoma and macular degeneration in the United States." at the International Society for Eye Research (ISER) in Berlin.



Daniel Spitzberg, M.D., F.A.C.S., was elected to the Medical Advisory Board at the St. Francis Mooresville Surgery Center. Additionally, Dr. Spitzberg and his wife Alana were named to the Indiana University President's Circle and will be inducted in Bloomington on September 14.
(See story on Page 3)



Seema Sundaram, M.D., announces the publication of: "The clinical profile of idiopathic and cat scratch neuroretinitis: who is at risk for recurrence?" **Seema Sundaram, Valerie Purvin, Aki Kawasaki. Neuro-ophthalmology**, 2012. 36(3), 85-92.

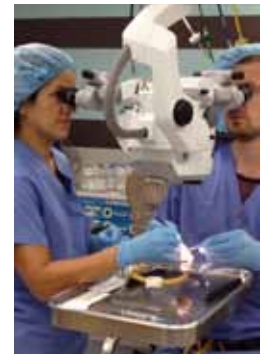


Chi-Wah (Rudy) Yung, M.D., F.A.C.S., was an invited faculty/speaker for the Harvard Intensive Cataract Surgery Course.

Dr. Yung was also voted professor of the year by the department's residents.

Surgical Skills Transfer Course

Yara Catoira-Boyle, M.D., and residents practiced surgical techniques during the Surgical Skills transfer course which Dr. Catoira-Boyle directed in July. The course included surgery practice and lectures on surgical techniques in cornea, glaucoma, oculoplastics and strabismus.



New Residents and Fellows appointed for the 2012 academic year

Residents 2012-15

Caroline Denwood, M.D.

- B.S. - Indiana University, Bloomington, IN
- M.D. - Loyola University, Chicago, IL
- Internship - Virginia Mason Medical Center, Seattle, WA

Frank N. Hrisomalos, M.D.

- B.S. - Indiana University, Bloomington, IN
- M.B.A. - Indiana University, Indianapolis, IN
- M.D. - Indiana University, Indianapolis, IN
- Internship - St. Vincent Hospital, Indianapolis, IN

Maria Lim, M.D.

- B.S. - University of Akron, Akron, OH
- M.D. - Northeast Ohio Medical University, Rootstown, OH
- Internship - Summa Health System, Akron, OH

Guruprasad Pattar, M.D.

- B.A. - Creighton University, Omaha, NB
- M.S. - Indiana University, Indianapolis, IN
- M.D. - Indiana University, Indianapolis, IN
- Internship - St. Vincent Hospital, Indianapolis, IN

Vinita Srivastava, M.D.

- B.S. - University of Akron, Akron, OH
- M.D. - Wright State University, Dayton, OH
- Internship - The Ohio State University Medical Center, Columbus, OH

Jake Trinidad, M.D.

- B.A. - University of the Incarnate Word, San Antonio, TX
- M.D. - Indiana University, Indianapolis, IN
- Internship - Primary Medicine, Indiana University, Indianapolis, IN

Resident 2012-14

Tina Damarjian, M.D.

- B.S. - University of Illinois, Chicago, IL
- M.D. - University of Illinois, Chicago, IL
- Clinical research fellowship in Ophthalmology - University of Iowa, Iowa City, IA
- Internship - Oakwood Hospital and Medical Ctr., Dearborn, MI

Outgoing Residents

Aparna Ramasubramanian, M.D. - transfer to residency program at Drexel University

DongMei Chen, M.D. - Private practice, Green Bay, WI

Joseph T. Kim, M.D. - Glaucoma Fellowship, USC/Doheny Eye Institute, Los Angeles, CA

Jacob Koczman, M.D. - Private practice, Carolina Vision Center, Fayetteville, NC

Deanna Louie, M.D. - Private practice - Center for Sight, Stockton, CA

Heena Patel, M.D. - Private practice, North Riverside, IL

Jonahan Weyer, M.D. - Private practice, The Vision Care Center Evansville, IN

Fellows

Melissa Ajunwa, M.D. (Glaucoma Fellow)

- B.S. - University of California, Davis, Davis, CA
- M.D. - Morehouse School of Medicine, Atlanta, GA
- Internship - Morehouse School of Medicine, Grady Memorial Hospital, Atlanta, GA
- Ophthalmology Residency - Boston University Medical Center, Boston, MS

Janine Collinge, M.D. (Pediatric Ophthalmology Fellow)

- B.S. - University of Delaware
- M.D. - University of Medicine and Dentistry, Robert Wood Johnson Medical School, Piscataway, NJ
- Internship - Christiana Care Health System, Newark, DE
- Ophthalmology Residency - Washington Eye Center, Washington Hospital Center/Georgetown University Hospital, Washington, D.C.

Poonam Doshi, M.D. (Pediatric Ophthalmology Fellow)

- B.B.A. - University of Texas, Austin, TX
- M.D. - University of Texas Medical Branch, Galveston, TX
- Internship - University of Texas Medical Branch, Galveston, TX
- Ophthalmology Residency - Wayne State University, Kresge Eye Institute, Detroit, MI



Despite record-breaking temperatures in Indianapolis, new and outgoing residents and fellows enjoyed a pool-party hosted by Dr. and Mrs. Cantor.

Outgoing Fellows

Christopher Fecarotta, M.D. (Pediatric Ophthalmology Fellow) - Private practice, Nemours/Dupont Children's Hospital, Wilmington, DE

Amber Sturges, M.D. (Pediatric Ophthalmology Fellow) - Private practice, Carolina Eyecare Physicians, Charleston, SC

Nanfei Zhang, M.D. (Glaucoma Fellow) - Private practice, Sacramento, CA

Glick Eye Institute adds clinical program, expands vision symposium to two-day event

The third annual Vision Symposium conducted by the Department of Ophthalmology at the Eugene and Marilyn Glick Eye Institute will expand to two days this year and feature a half day of clinical updates in addition to a full day of research presentations.

Research will be the focus of the program on Friday, Nov. 2; clinical updates will be provided in a half-day program on Saturday, Nov. 3. All programs will be in Spitzberg Hall at the Glick Eye Institute, 1160 W. Michigan St., on the IU School of Medicine campus in Indianapolis.

"We have had fantastic response and participation over the last two years as we featured presentations on glaucoma, diabetic retinopathy and stem cell research from our colleagues in ophthalmology, optometry, biology and other parallel scientific investigators, and this year decided to expand our view to include updates for our clinicians," said **Louis B. Cantor, M.D.**, chairman of the Department of Ophthalmology.

Featured speakers for the 2012 research program include:

Louis Pasquale, M.D., FARVO, director of glaucoma service and telemedicine at Massachusetts Eye and Ear in Boston. His topic is "The reverse engineering cycle of discovery in glaucoma."

Jost Jonas, M.D., FARVO, faculty member of clinical medicine at Mannheim-Heidelberg, Mannheim, Germany. His topic is "Pathogenic implications from the morphology of the glaucomatous optic nerve head."

Einar Stefansson, M.D., FARVO, retina faculty at the University of Iceland, Reykjavik, Iceland. His topic is "Retinal oximetry in health and disease."

Additional speakers will be selected by program chair **Alon Harris, M.S., Ph.D., FARVO**, director of clinical research at the Glick Eye Institute based on the abstracts submitted for consideration. For information about abstract submission and deadlines, please see <http://glick.iu.edu/abstract/>

"This scientific program allows researchers to discuss their work while learning about potential collaborations and parallel investigations that involve the eye, vision or vision-related components," Dr. Harris said. "Abstracts not selected for presentation can be included in poster sessions that will be held concurrently with the symposium."

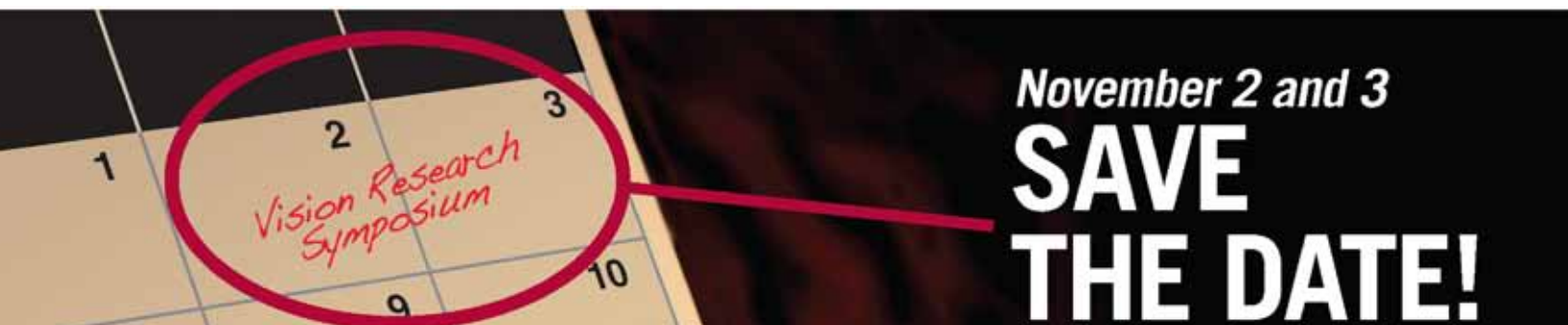
Chi Wah (Rudy) Yung, M.D., this year's chair of the program's clinical schedule, has invited **Wallace L.M. Alward, M.D.**, a glaucoma specialist from the University of Iowa, to be a keynote speaker on Saturday. Ophthalmology faculty and area physicians also will present Saturday on topics such as diabetic retinopathy, age-related macular degeneration, cornea disease, and glaucoma. The agenda for Saturday is available on the www.glick.iu.edu website.

The first Glick Vision Symposium in 2010 featured 16 scientific presentations. The 2011 event, held in conjunction with the dedication of the Glick Eye Institute, featured an internationally known glaucoma expert and 13 scientific and 25 poster presentations.

"We know that often researchers from a variety of disciplines are conducting vision-related research, yet many are unaware of parallel or related research taking place on their campus or another IU campus," Dr. Harris said. "This kind of meeting benefits all researchers as we can learn from each other while seeking opportunities to collaborate in this increasingly competitive grant environment."

Dr. Yung said adding the clinical program to the symposium gives practicing ophthalmologists an opportunity to receive brief updates about new techniques, treatments and surgery outside their area of expertise.

The cost to attend will be \$50 for M.D./Ph.D. participants; \$35 for postdoctoral participants; and \$25 for residents and students. Meals, including Friday's breakfast and lunch and Saturday's breakfast, are included along with conference materials. Continuing medical education credits are available. Check the www.glick.iu.edu website for registration information.



Two NIH grants fund glaucoma research at Glick Eye Institute

(continued from p.1)

“As we reach the one year mark of residence in the Glick Eye Institute, these research awards are significant,” said **Louis B. Cantor, M.D.**, chairman of the Department of Ophthalmology. “This funding is crucial to allow our researchers to continue their work on glaucoma and other potentially blinding eye diseases as we set the standard for future research projects in the department.”

Additional research funding has been awarded to **Brian Samuels, M.D., Ph.D.**, and **Rajashekhar Gangaraju, Ph.D.**

Dr. Samuels received \$107,505 from the Clinical and Translational Science Institute’s 2012-13 Young Investigator Training Awards and Predoctoral Training Awards. This is his second year for the CTSI award. Dr. Samuels’ research focuses on the role of the central nervous system and the progression of glaucoma, with the probability of directly translating this research into novel clinical treatment options.

Dr. Samuels is a clinician-scientist who combines his background in neuroscience research with his clinical expertise in the diagnosis and treatment of patients with glaucoma. He is focusing his efforts on the role of the central nervous system in glaucoma and how the disease progresses once it has been diagnosed.

“Traditionally, we are taught that glaucoma is a disease of the eye,” Dr. Samuels said. “However, my research is trying to push beyond that dogma and examine glaucoma as not just a disease of the eye, but a disease of the brain as well. Ophthalmologists and researchers have recently discovered that fluctuation or variation in eye pressure over time puts a patient at risk for their glaucoma to get worse.”

Dr. Gangaraju received \$105,507 from the Clinical and Translational Science Institute’s

2012-13 Young Investigator Training Award to establish translational research in regenerative stem cell therapies in Indiana.

Dr. Gangaraju also received \$50,000 from the Knights Templar Eye Foundation, plus an additional \$10,000 from the Cryptic Mason’s Medical Research Foundation and Knights Templar Eye Foundation of Wisconsin for his research involving stem cell treatments for blindness in children.

“This funding is crucial to allow our researchers to continue their work on glaucoma and other potentially blinding eye diseases as we set the standard for future research projects in the department.”

Louis B. Cantor, M.D.
Chairman of the Department of
Ophthalmology
Eugene and Marilyn Glick Eye Institute.

Dr. Gangaraju, an assistant professor in the Department of Ophthalmology, Department of Cellular & Integrative Physiology and the Indiana Center for Vascular Biology and Medicine, has begun investigations into regenerative stem cell therapies in the eye which may relate to clinical treatments for diabetic retinopathy, for macular degeneration and for children who are low birth-weight and subsequently develop retinal problems.

“Retinal degeneration is the leading cause of untreatable blindness in the world,” Dr. Gangaraju said. “Regenerative medicine holds the hope for future treatments and cures into changing the course of retinal damage. These new discoveries and treatments may translate into new therapies which can help growing population and demographics of patients.”

*Glick Eye Institute researchers, from top:
Yang Sun, M.D., Ph.D.; Alon Harris, M.S., Ph.D., FARVO; Lyne Racette, Ph.D.;
Brian Samuels, M.D., Ph.D.; Rajashekhar Gangaraju, Ph.D.*

Glick Eye Institute purchases art; seeks art for second round of public art project

The Public Art Project Committee at the Eugene and Marilyn Glick Eye Institute will purchase 17 pieces of art created by 15 artists who displayed their work during a year-long public art project developed to showcase Hoosier artists in a building dedicated to vision care and research. (See page 3 for a listing of the art.)

"It's been a real joy to work with the artists, see their proposals, display their works and be able to purchase some of this art that is so reflective of vision, color, light, perspective and reflection," said **Jeff Rothenberg, M.D.**, chairman of the Glick Eye Institute Public Art Project's committee.

Dr. Rothenberg is associate professor at the IU School of Medicine and an artist who works with glass. His hand-blown glass globes hang in the lobby of the eye institute.

"Our patients, faculty and staff have enjoyed the artwork," said **Louis B. Cantor, M.D.**, chairman of the Department of Ophthalmology at the Glick Eye Institute. "Each piece tells a story of vision from the perspective of the artist, and it's been interesting to share these works with the community."

Indiana artists again have an opportunity to submit artwork to be considered for display in the Glick Eye Institute with the second round of art submissions set to begin in late August.

"Opening the art process to the Indiana community gives our Hoosier artists the opportunity to showcase their art in a new building that is dedicated to vision," Dr. Rothenberg said. "The university has success incorporating art created by the community in other School of Medicine buildings, and we believe it is fitting that Indiana artists be invited to contribute their vision of vision to this space."

Art submitted for the project can be created specifically for the building or can be existing pieces that express vision, light, color, perspective and/or reflection.

Details about art sought for the building, spaces identified to showcase art and how to submit artwork to be considered can be found at www.glick.iu.edu.

"The opportunity to appreciate art is certainly one of the benefits of good vision," Dr. Cantor said. "We are hopeful that Indiana artists will be excited about the opportunity

to showcase their works in the Glick Eye Institute."

"The art students at Saint Louis de Montfort School in Fishers were fortunate enough to be chosen to create a mosaic for the library at the Glick Eye Institute," said **Mireille Wannemuehler**, art teacher for the creative students. "It was a chance for my students to learn the process, from start to finish, of bidding, planning, creating and viewing public works of art. They have expressed to me that this may have been one of their favorite projects and they have mentioned a new-found awareness of public art."

Artists have until Oct. 31 to submit their works for consideration. Artists whose work is chosen will be notified by Nov. 30 and will have until the end of 2012 to deliver their works for installation. The Glick Eye Institute continues to raise money to support the public art project.

Information on supporting the art project is available from **Linda Cantor, J.D.**, Glick Eye Institute Director of Development, 317. 274.3602, 800.643.6975
lcantor2@iupui.edu

*Representative art from the first round of the public art project.
Artists (left to right): Carole Mitchell; Jeff Mason; Nikki Pritchett.*



Dr. Neely named senior medical advisor for ORBIS Cyber-Sight program

Daniel Neely, M.D., Professor of Ophthalmology, has been named senior medical advisor of the ORBIS Cyber-Sight program. Additionally, Dr. Neely, a pediatric ophthalmologist, has designed a vision screening kit for the American Academy of Ophthalmology Leadership Development Program.

ORBIS, a global nonprofit organization best known for its flying eye hospital, sends volunteer physicians to teach eye doctors in developing countries. Dr. Neely has been an ORBIS volunteer physician since 2002, and has mentored physicians in Vietnam, Jamaica, India, South Africa, China, Peru and Uganda.

Cyber-Sight was founded by **Eugene Helveston, M.D.**, former chairman of the Department of Ophthalmology and now Professor Emeritus. It has been an official ORBIS program since 2002.

Cyber-Sight connects eye-care professionals in developing countries with volunteer doctors and allows participating physicians to triage cases electronically.

“I can’t think of a better person than Dan Neely to take on the medical responsibilities of Cyber-Sight.”

Eugene Helveston, M.D.
Cyber-Sight founder

According to Dr. Neely, the ORBIS model offers capacity building and sustainability because it enables the host physicians to learn difficult procedures and continue to perform sight-saving surgery long after the ORBIS volunteers have returned home.

Dr. Neely developed the pediatric vision-screening kit as a leadership project.



Dr. Neely with the ORBIS flying eye hospital when it visited Indianapolis in 2011.

He is chairman of the vision screening committee for the American Association for Pediatric Ophthalmology and Strabismus, and the kit was developed with support and approval from the AAPOS Vision Screening Committee and the AAPOS Board of Directors, as a project for the American Academy of Ophthalmology’s Leadership Development Program.

The kit, which contains detailed instructions, CDs, and supplemental tools for vision screeners, is designed to provide the necessary means for school nurses or primary care physicians to perform a quick and accurate pediatric vision screening.

“It’s important to identify eye disorders in children at an early age to avoid lifelong visual impairment,” said Dr. Neely.

Members of the Ophthalmology Student Interest group recently used the kits to provide vision screenings at a health fair at Witham Hospital in Lebanon, Indiana.

The kit is manufactured by the Good-Lite Company and more information about it is available on the AAPOS website (www.aapos.org).



EUGENE AND MARILYN GLICK EYE INSTITUTE

INDIANA UNIVERSITY
School of Medicine

Department of Ophthalmology
1160 W. Michigan Street
Indianapolis, IN 46202

RETURN SERVICE REQUESTED

Alumni trip to Tuscany planned for July 2013

After a successful alumni cruise to Alaska in 2011, Louis B. Cantor, M.D., and his wife, Linda, will host a Department of Ophthalmology alumni trip to Tuscany in July 2013.

In addition to enjoying this fabulous area, the group will learn Italian cooking from some of the region's finest chefs. The itinerary will include cheese makers, wineries, and fantastic food with opportunities to explore the rich history of Pienza, Siena and Cortona. The group also will spend an amazing evening in Florence to enjoy that world-famous city.

Please consider joining your fellow classmates for this cultural immersion in Tuscany, experiencing its history, art, scenic beauty, and culinary adventures.

Details about the trip and a registration form are available at:
[www. http://glick.iu.edu/alumni/](http://glick.iu.edu/alumni/).

Department of Ophthalmology

Clinical and Academic Administration

Louis B. Cantor, MD Chairman

Timothy Louer, MBA Chief Financial
Officer

Alexandra Eads Manager, HR

1160 W. Michigan Street
Indianapolis, IN 46202

317.274.2020

877.224.8393 (toll free)

www.glick.iu.edu

Cover photograph by Jeffrey A. Kising

Call Center Numbers

For appointments and/or referrals to a clinic operated by the Eugene and Marilyn Glick Eye Institute, please call:

317.274.2020 or **877.224.8393** (toll free)

Ophthalmology Update is distributed by the Eugene and Marilyn Glick Eye Institute, Department of Ophthalmology at the Indiana University School of Medicine. Please send any address changes, updates, comments/ or suggestions for future newsletters to **Lynn Smith** at 317.274.1044 or smithlyr@iupui.edu