



Ref

# INSIDE PASSAGES



Indiana University School of Dentistry Newsletter • Volume 6, Number 1, 1991



## Staying power.

*Dental school  
employees among  
those honored by  
IUPUI. Details  
on page 2.*

Top (l to r): Drew Beck, Alana Barra, Nancy Cox. Middle: Shirley Hubbard, Veronica Pierson, Melissa Mau (seated). Front: Jean Kegeris, Lois Adams (standing), Donna Schaaf. Not pictured are Joan Duvall and Sharon Gwinn.



# IUSD milestones: Saluting dentistry's long-term employees

Collectively, their service to Indiana University adds up to 225 years! But the IUPUI Employee Recognition Reception held at the University Conference Center on October 30 stressed the importance of *individual* achievement. Eleven School of Dentistry employees were among those honored for reaching service milestones of 15, 20, 25, 30, and 35 years. The program included remarks by G. Chris Keeley, director of Human Resources Administration, and Gerald L. Bepko, vice president and chancellor (Indianapolis).


Congratulations are extended to the individuals who were honored in October, as well as to School of Dentistry employees who completed five and 10 years of service at IU in 1990.

- |   |   |
|---|---|
| <p><b>YEARS 35</b> Lois E. Adams, dispensing supply clerk, prosthodontics</p> <p><b>30</b> Alana L. Barra, supervisor, dental illustrations</p> <p><b>25</b> Shirley E. Hubbard, administrative assistant, dean's office</p> <p><b>20</b> Drew Beck, senior assistant in cataloging, library; Nancy A. Cox, cashier and admitting clerk, office of clinical affairs; and Donna D. Schaaf, supervisor, patient admitting, office of clinical affairs</p> <p><b>15</b> Joan M. Duvall, secretary, endodontics; Sharon E. Gwinn, dental hygienist, Oral Health Research Institute; Jean Kegeris, senior appointment clerk, pediatric dentistry; Melissa S. Mau, assistant director of clinical research, OHRI; and Veronica M. Pierson, laboratory assistant, OHRI</p> | <p><b>10</b> Jodie L. Crawford, dental hygienist, OHRI; Lois R. Duncan, secretary, dental assisting; Patricia J. Huff, dental assistant and auxiliary supervisor, prosthodontics; M. Joan Justus, principal secretary, prosthodontics; Fusako Penner, dental laboratory technician, prosthodontics laboratory; and JoAnn Watson, supervisor, dental copy center/mail room</p> <p><b>5</b> S. LaVerne Adcock, appointment clerk, dental hygiene; Terry L. Ball, dental research technician, OHRI; Martha A. Couch, dental assistant, prosthodontics; Richard E. Farnham, senior dental research technician, OHRI; Marilyn S. Herald, mail clerk, copy center/mail room; Dorothy A. Hollins, secretary, orthodontics; Ladeana A. McCormick, dental assistant, orthodontics; Sue A. Rogers, principal billing clerk, office of clinical affairs; Kimberly D. Tillman, administrative secretary, oral microbiology; Ora L. Wade, dental records clerk, office of clinical affairs; and Candice L. Yocum, dental laboratory technician, prosthodontics</p> |
|---|---|

## Outstanding career comes to a close

Dr. Charles E. Hutton, Indiana University professor and chairman of oral and maxillofacial surgery, retired on December 31, 1990. His distinguished career with the University spanned 36 years.

Dr. Hutton joined the full-time faculty 26 years ago, and was appointed chairman of the oral and maxillofacial surgery program in 1974.



Charles E. Hutton

He also was director of IU's oral and maxillofacial residency program. He is a diplomate of the American Board of Oral and Maxillofacial Surgery.

Dr. Hutton has been on staff at the IU Medical Center, Wishard Memorial, and Methodist hospitals; his many consultantships include Muscatatuck State Hospital,

Butlerville. He is past president of Indianapolis District Dental Society, both the Indiana and the Great Lakes societies of oral surgeons, and Omicron Kappa Upsilon. He holds fellowship in the American Association of Oral and Maxillofacial Surgeons, International College of Dentists, and the American College of Oral and Maxillofacial Surgery.

Dr. Hutton was a member of the University Dental Service Plan's board of directors and the executive council of the medical staff of IU Hospitals.

Last summer more than 150 persons, including many of Dr. Hutton's former residents, honored him at a dinner party in Indianapolis.

Dr. Charles L. Nelson, associate professor of oral and maxillofacial surgery, has been appointed to serve as acting chairman until the search and screen committee completes its task of identifying and recommending a permanent head of the department.





*Dr. Jean Schoknecht familiarizes two members of the tour group with the dental school's scanning electron microscope.*

## *IUSD welcomes Shortridge students*

By the time October 24 drew to a close, students from Shortridge Junior High School had a better-than-average idea of what dentistry at Indiana University is all about. They spent the day observing all kinds of aspects of the dental environment—some as familiar as a patient appointment in progress, and some as unusual as a scanning electron microscopist at work.

The group's visit was made possible by a grant from the Foundation for Exceptional Children, a private organization based in Reston, Virginia. Grant recipients were Charles J. Palenik, associate professor of oral microbiology, and Dr. LaForrest D. Garner, associate dean for minority student services.

The field trip was part of an enrichment program for minority students with an interest in science, dentistry, and other health care programs.

Professor Palenik served as host and guide for the student participants, who were selected by Shortridge. The program included a tour of the facilities, presentations by Dr. Garner and Student Affairs Associate Dean Hala Z. Henderson, an opportunity to meet many other IUSD faculty members, lunch, a stopover at the medical school, and a question-and-answer period. Third-year dental student Helen Sempira also addressed the youngsters, sharing with them her own experiences as a dental student.

## *A reception for (and in) the orthodontic dept's new reception room*

To say that the department of orthodontics' newly remodeled patient reception area "doesn't look like the same place" is a prize-winning understatement.

Gone are the mismatched wall hangings, the overly bright yellow and orange color scheme, and the dated plastic furniture.

Now, when the elevator door opens onto the second floor of the dental school, patients step into a quietly inviting room awash in mauve, tan, and sea-foam green. Lovely oversized watercolors diminish the expanse of the cement wall along the north side of the room. Contemporary chairs upholstered in muted fabrics surround the room and are balanced by cabinets, plants, and a handsome work table; sound-absorbing carpeting unites the entire area.

On January 4 the orthodontics department held a reception to honor three persons who helped make the refurbishing a reality. Certificates of appreciation were awarded to orthodontists Dr. Peter Leonard, of Columbus, and Dr. Eugene Dellinger, of Fort Wayne, for contributing part of the funds that were used in the makeover. Dr. Leonard is a part-time volunteer faculty member in the department who completed IU's

orthodontic program in 1965. Dr. Dellinger earned an IU master's degree in orthodontics the same year.




Also honored was Cheri Roberts, designer of the reception room and wife of Dr. Gene Roberts, chairman of orthodontics. Dean Gilmore presented Mrs. Roberts with a vase in appreciation of the outstanding job she did of creating a comfortable and attractive waiting room for orthodontic patients and their families.



*Photos by Mile Halloran*

*Cheri Roberts, shown here with Dean H. William Gilmore (right) and Dr. Maynard K. Hine, received a vase in appreciation of the decorating she did in orthodontics.*





*Clockwise from left: Associate Dean Lawrence I. Goldblatt, Dean H. William Gilmore, and Dr. George P. Willis*

## Moving closer to Accreditation

It may still seem a long way off, but it isn't (as anyone who helped the dental school get ready for the American Dental Association's accreditation site visit a decade ago can tell you).

With IUSD's accreditation site visit now officially on the books for October 26-30, 1992, members of the faculty and administration are pooling energy, ideas, and resources to prepare for the event. On November 14, the IUSD Faculty Council conducted a special workshop meeting at the University Conference Center primarily to discuss outcomes assessment for dental school programs.

Dean H. William Gilmore opened the meeting with an in-depth "state of the school" address. Dr. Lawrence I. Goldblatt, associate dean for academic affairs, then provided an overview of the accreditation process and the approach IU plans to take in assessing outcomes. A draft of the school's new mission statement, written by the Planning Committee task group on accreditation and revised by the Administrative and Planning committees, was presented to the Council for input and editorial suggestions. The final approved document appears on the opposite page.


During the workshop the faculty divided into teams by department or division to begin compiling departmental mission statements to complement the school's overall mission objectives.

Dr. George P. Willis, associate professor of operative dentistry and chairman of the ad hoc committee on teaching evaluation, closed the meeting by presenting a progress report on the development of a lecture course and instructor appraisal system for the dental school. With the goal of measuring student satisfaction with teaching at IUSD, the appraisal program is being evaluated for its effectiveness as a potential outcomes assessment tool. The committee is also developing a similar instrument for student evaluation of laboratory and clinical courses.


In December, in accordance with recommendations of the Planning Committee's accreditation task group, the following individuals were appointed to serve on an ad hoc committee on accreditation preparation:

H. William Gilmore, Chairman (Administration); Lawrence I. Goldblatt (Faculty and Staff); Hala Z. Henderson (Student Affairs and Admissions); Donald R. Tharp (Patient Care and Clinic Management); Byron L. Olson (Basic Sciences); Carl W. Newton (Clinical Sciences); Arden G. Christen (Behavioral Sciences); George K. Stookey (Research); Christianne J. Guba (Advanced Education in General Dentistry); Sybil S. Niemann (Dental Auxiliary Education); James R. Levens (Financial Resources and Facilities); and Carole A. Busch (Committee Secretary).

Supporting their efforts will be subcommittees representing various divisions within the school.



*Photos by Susan Crum*



*Workshop participants, clockwise from upper left: Professor Donna R. Abrams, Dr. Philip C. Rake, and Dr. E. Brady Hancock*



## Indiana University School of Dentistry Statement of Mission

The mission of the Indiana University School of Dentistry is to promote optimal oral and general health of Indiana citizens and others through educational, research, and service programs. Specific goals to be achieved are as follows:

### —EDUCATION—

Recruit quality applicants and prepare them to become highly competent, ethical, and socially responsible practitioners of general dentistry, dental hygiene, and dental assisting

Recruit quality applicants and prepare them to become outstanding practitioners of the dental specialties and other relevant postdoctoral disciplines through the graduate dental program

Create the opportunity for career-long learning through continuing education

### —RESEARCH—


Increase the knowledge base in all areas related to oral health through an extensive research program, including both faculty and students

Maintain and enhance the role of the School of Dentistry as a vital and productive member of the scholarly community in the Indiana University family


### —SERVICE—

Provide a broad spectrum of high quality patient services for reasonable fees as a principal means of furnishing clinical educational opportunities for students

Interact with the community by providing both school-based and outreach service and health education programs



*Christopher V. Hughes*



*Brian J. Sanders*

## Full-time faculty appointed

Christopher V. Hughes, DMD, has accepted an appointment as assistant professor in the departments of pediatric dentistry and oral microbiology, effective December 1.

A native of Boston, Dr. Hughes is the recipient of a bachelor's degree in biology from Colby College, Waterville, Maine (1978); a dental degree from the University of Pennsylvania (1982); and a certificate in pediatric dentistry from Case Western Reserve University (1985). He currently is finishing requirements for a PhD degree in microbiology from Georgetown University, to be awarded in 1991.

From 1985 to 1990 Dr. Hughes served on the clinical staff of the National Institutes of Health and held fellowships at the National Institute of Dental Research. His primary research interests are in oral microbial ecology, particularly the molecular mechanisms by which bacteria adhere to and colonize oral surfaces.

Dr. Hughes' office, Room 217, is located in the IUSD pediatric dentistry department.

Brian J. Sanders, DDS, joined the IUSD faculty as assistant professor of pediatric dentistry on January 1. He is located at the Riley Hospital Dental Clinic.

Originally from Baltimore, Maryland, Dr. Sanders is a 1979 graduate of Loyola College, Baltimore (BS in biology) and a 1983 graduate of the University of Maryland's Baltimore College of Dental Surgery. He completed a residency in pediatric dentistry at Children's Hospital, Columbus, Ohio, in 1985, and earned a master's degree in pediatric dentistry from The Ohio State University a year later.

Prior to his appointment at IU, Dr. Sanders was assistant dental director of Children's Hospital, Baltimore; he also taught part-time at Baltimore College of Dental Surgery, had a faculty appointment with Johns Hopkins University School of Medicine, and practiced in Pikesville, Maryland. Dr. Sanders was serving as president-elect of the Maryland section of the American Society of Dentistry for Children at the time of his move to Indiana.

Dr. Sanders is a 1983 recipient of a certificate of merit from the American Society of Dentistry for Children, and a member of Gamma Pi Delta and Gorgas honor societies. In 1984 he was listed among the Outstanding Young Men of America.

Dr. Sanders' primary teaching responsibilities at IU are with the postgraduate pediatric dentistry program at Riley Hospital. He also teaches part-time in the dental school's undergraduate pediatric dentistry clinic.



The IU **Department of Prosthodontics** has been selected by Nobelpharma to be one of six U.S. sites for the company's multicenter study on the Porcera restoration, which combines Cad-Cam metal machining with spark erosion and laser welding to produce metal ceramic restorations.

Prosthodontics was well represented at the American College of Prosthodontists' annual meeting in Charleston, South Carolina, October 31—November 3. **Dr. Charles J. Goodacre**, professor and chairman, presented a paper on the effect of tooth preparation design on the strength of all ceramic restorations; **Dr. Carl J. Andres**, associate professor, presented a review course for the examination given by the American Board of Prosthodontics; **Dr. Assad F. Mora**, associate professor, coordinated the table clinics session; and table clinics were presented by three persons—**Dr. Roland W. Dykema**, professor emeritus (*Reactions to osseointegrated implants attached to natural teeth*), and graduate students **Dr. Christine Bishop** (*Full crown preparation design for teeth with various types of root resection*) and **Dr. Robert Elia** (*Factors affecting porcelain color when fused to a Palladium-silver alloy*).

Also, Dr. Andres was elected to a three-year term as secretary/treasurer of the American Academy of Maxillofacial Prosthetics during the annual session, which was also held in Charleston, South Carolina, in October.

Dr. Goodacre was one of the presenters of a comprehensive review continuing

# WHO'S NEWS

education course for prosthodontists and prosthodontic residents at the University of Michigan, November 14-17.

**Dr. George K. Stookey**, associate dean for research and director of the Oral Health Research Institute, participated in an international conference on dietary measures for caries prevention, held September 19-21 at the University of Newcastle's dental school in Newcastle on Tyne, England. The conference was entitled "Sugarless—the Way Forward." Also, an international Consensus Conference on Intraoral Models held September 25-26 at American Dental Association headquarters in Chicago was organized by Dr. Stookey, Dr. James Wefel, of Iowa, and Dr. Conrad Naleway, of the ADA. The conference was designed to identify measures for studying the remineralization of incipient caries in humans. During the meeting Dr. Stookey presented a paper entitled "Patient Selection and Appliance Design in Intraoral Models."


**Dr. Timothy J. O'Leary**, professor emeritus of periodontics, received the American Academy of Periodontology's Presidential Award during the annual session in Dallas in October. Honored for 31 years of distinguished service, Dr. O'Leary is the only person in the 76-year history of the organization to have simultaneously served as Academy president, editor of *The Journal of Periodontology*, and chairman of the American Board of Periodontology. Also during the Academy's meeting, **Dr. R. Lamont MacNeil**, assistant professor of periodontics, received the Balint Orban Competition Award in the amount of \$500 for research he completed while he was a postdoctoral student at the University of Connecticut. Results of his project will be published in an article in an upcoming issue of *The Journal of Periodontology*. Also, **Dr. Donald H. Newell**, assistant professor of periodontics, presented a seminar entitled "Is the Molar Furcation Invasion Easier to Treat?"

On November 2 Dr. Newell addressed the American College of Prosthodontists during the annual meeting in Charleston. His topic was the role of the prosthodontist in restoring root resected molars.

On November 27 **Dr. Ronald K. Harris**, professor of operative dentistry, participated in a meeting of the Council on Dental Education's Advisory Committee on General Dentistry, held at American Dental Association headquarters in Chicago.

**Guest from United Kingdom.** Professor N.H.F. Wilson (at right in photo), of Manchester, England, gets acquainted with Dr. Carl W. Newton, IU chairman of endodontics, while visiting Indiana University School of Dentistry and touring the facilities on October 10. Professor Wilson, who is a faculty member in the department of restorative dentistry at Turner Dental School, University of Manchester Dental Hospital, was here to look into the possibilities of initiating a friendship agreement between IUSD and Turner Dental School.

(Photo by Mike Halloran)





From the Department of Dental Diagnostic Sciences we hear that Dr. **Thomas F. Razmus**, assistant professor, has received certification as a Diplomate of the American Board of Oral and Maxillofacial Radiology. He will be formally inducted during the Board's annual meeting in Seattle in 1991. Dr. **Margot L. Van Dis**, associate professor, presented a paper, "Senitometric and Subjective Comparisons of X-omat RP, L and B Films," during the annual session of the American Academy of Oral and Maxillofacial Radiology, held in Boston in October. Also during the meeting, Dr. Razmus organized and directed the Academy's Continuing Education Program. Dr. **Dale A. Miles**, associate professor, and Dr. Van Dis recently were appointed to the editorial board of *Oral Surgery, Oral Medicine and Oral Pathology*, Radiology Section.

Dr. **David R. Avery**, professor and chairman of pediatric dentistry, was recently appointed to the Advisory Committee for Advanced Education in Pediatric Dentistry of the ADA's Council on Dental Education. He will participate in biannual meetings of the Commission on Dental Accreditation to consider site visit reports, progress reports, applications for accreditation, and policies related to accreditation of dental educational institutions in the U.S.

Dr. **Kenneth J. Spolnik**, associate professor of endodontics, presented a two-day course in November to dentists in Dublin, Ireland; the seminar offered an update in surgical and non-surgical endodontic treatment.

Dr. **Jeffrey A. Dean**, assistant professor of pediatric dentistry, was appointed director of undergraduate pediatric dentistry, effective November 1. In this position he has administrative responsibility for all aspects of the undergraduate curriculum in pediatric dentistry and associated activities of the dental school's pediatric dentistry clinic. Dr. Dean replaces Dr. Hala Z. Henderson, who was appointed associate dean for student affairs last summer.

**Charles J. Palenik**, associate professor of oral microbiology, has been elected to a two-year term as one of eight directors of the Association for

Practitioners in Infection Control (APIC), a national association of more than 8,500 members that is dedicated to quality health care for all patients and to the professional growth of persons practicing in the field of infection control. APIC's primary objectives are to work toward the prevention of infections and reduction of hospital costs. "Most APIC members are nurses involved with patients needing short-term hospital care," Professor Palenik said recently. "As a director I'm interested in seeing the organization branch out into non-acute care areas such as you find in nursing homes, hospices, and dental offices, and increasing involvement of these types of health care givers in our group."

Professor Palenik also recently received an IUPUI Summer Faculty Fellowship award for \$3,500 from the IUPUI Honors Council. He is using the award to develop a new course for IUPUI undergraduate students. Tentatively titled "Sexually Transmitted Diseases—the Facts and the Fiction," the course will be crosslisted with the biology and honors divisions. Professor Palenik hopes that the course will have full approval in time for him to offer it in fall of '91.

Dr. **David D. Anzel**, a third-year prosthodontic graduate student from Niagara Falls, New York, was featured on two half-hour segments of a program shown several evenings in October on American Cablevision's Indianapolis Community Access Network. Dr. Anzel, who is focusing on maxillofacial prosthetics during his studies at IU, demonstrated fabrication of a prosthetic ear.

Dr. **Christianne J. Guba**, assistant professor of preventive and community dentistry and director of the Advanced Education in General Dentistry program, has been informed that the ADA Commission on Dental Accreditation has given IU's AEGD program full approval. The new division had been functioning under preliminary provisional approval since it began July 1, 1989.

**Robert L. Wegner**, who retired three years ago from his job as supervisor of dental stores and acquisitions, reported during a recent visit to the school that he is in a six-month training program to become a tour guide for the Historic

Landmarks Foundation of Indiana. As a guide (or docent, as he refers to the position), Bob will be acquainting various-sized groups with the city by escorting them around town on foot, in his own van, and by bus. "I didn't realize how much I didn't know about Indianapolis until I started the program," he said.

The **Riley Dental Clinic** has been recognized by Professional Careers Institute for its "support and employment of the Institute's graduates." Patient representative **Betty Kalyvas** accepted a plaque on behalf of Riley clinic during PCI's graduation ceremonies held at Ritter High School on October 26. Riley has served for many years as a externship site for students enrolled in PCI's programs.

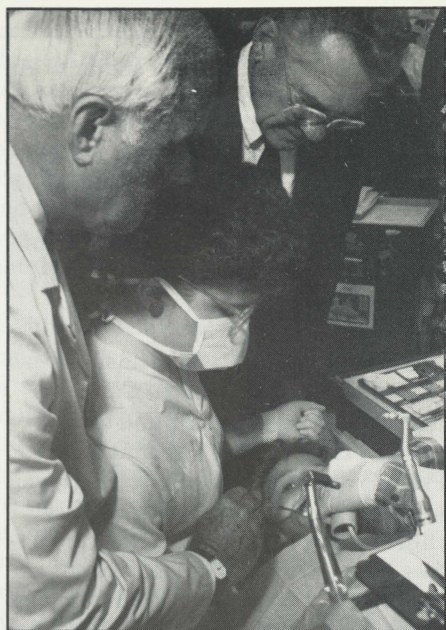
### *200 fingers needed to rev up computers in new IUSD cluster*

Since IUPUI Computing Services opened a new computer cluster in Room 120 of the dental school in December, on-site manager **Bob Smith** has not exactly been mobbed by customers. Business will pick up as students delve deeper into spring semester courses, but in the meantime all faculty, staff, and students are invited to come down to the former dental mimeograph room and have a look around.

The cluster contains 10 Macintosh Plus and 10 IBM PS/2 model 30 computers, as well as several dot matrix printers. Each IBM is connected to the IU mainframe and has 2 low-density 3.5-inch drives. The Macs are stand-alone computers. Several Mac software programs are available on loan to users (who are required to surrender a valid photo I.D.).

The computers are accessible on a first-come, first-served basis to all IUPUI faculty, staff, and students at no charge. The center currently is open Monday through Friday from 9 to 5 (and, if it gets busy enough, evening hours may eventually be offered). Mr. Smith is happy to talk with anyone having questions about the cluster—give him a call at 274-1325.





Rick Baughn

Dean Gilmore (left) and Indianapolis Foundation director Kenneth Chapman watch second-year dental hygiene student Amanda Mattingly at work in the sealant clinic.

## Indianapolis Foundation funds sealant program

A \$27,500 grant from the Indianapolis Foundation has made it possible for the IU School of Dentistry to launch a two-year program that will enable 700 children in the city to have pit and fissure sealants placed on their teeth.

On November 29 the dental school invited Indianapolis Foundation executive director Kenneth Chapman to observe a sealant clinic in progress in the department of pediatric dentistry, where the program has been under way since September. Participants on that day were from Gorman Boys Club. Also in attendance were Howard S. Wilcox, Indianapolis Foundation vice chairman; Robert McCarthy, executive director of the Boys Clubs of Indianapolis; Mark Wilson, director of the Gorman unit of the Boys Club; and Douglas Rhoton, Gorman's program coordinator.

The sealants are being provided to children, ages six to 16, who are least likely to receive regular dental care (those who do not receive Medicaid but do qualify for free or reduced-cost lunch programs). "One third of these children have never been to a dentist and therefore are at higher risk of dental decay," says Elizabeth Hatcher, special projects coordinator in pediatric dentistry.

Each child receives a dental examination, x-rays, oral hygiene instructions, and a dental health status report for their parents. Children who are determined to be candidates for sealants undergo the procedure on the same day they are examined. The sealants are currently applied by second-year dental hygiene students under the guidance of pediatric dentistry faculty, and in February third-year dental students will also participate. In combination with good oral hygiene practices, the sealants can help a child establish oral health habits that will last a lifetime.

The program represents the efforts of the dental school's community outreach team coordinated by Karen M. Yoder, assistant professor of preventive and community dentistry.

## Taking the mystery out of dentistry: students run the show on Dental Day '90

IUSD's first-year students made a first-rate effort, along with members of the dental auxiliary education classes, to welcome more than 300 visitors to the school for the annual Dental Day program on October 27.

This well organized, student-sponsored recruitment program

seems to get better every time it is offered, attracting larger and larger crowds with each passing year. Popularity of Dental Day, which targets high school and college students, stems from the fact that all kinds of information is readily available to visitors and their parents from the folks at the school who know best. If you're a college sophomore and you want to know if dental school is as hard as "people" say, dental students are ready and willing to give you the inside scoop on their own experiences. If you're a parent and you want to know how much it costs to send your child through the dental hygiene program, faculty members and administrators are on hand with the answer to that question and to many others pertaining to admissions and curriculum for all of the school's programs.

As in past years, a program geared for potential dental students ran concurrently with one for individuals interested in dental auxiliary education. The visitors were welcomed by first-year dental student David Schmidt, who was elected Dental Day chairman by his classmates; Gretchen A. Wilkie and Sharon M. Sondgerath, first- and second-year dental hygiene presidents, respectively; and dental assisting president Lisa L. Lloyd.

All dental classes were represented by the presidents, who shared their own perspectives on dentistry: Fariborz Nasser (1st year); Bart Poer (2nd); Tom Megar (3rd); and Jeff Gore (4th). Stephan Heiwig, first-year representative of the American Student Dental Association, talked about opportunities to be derived from organized dentistry.


Faculty members addressing a variety of topics included Dean H. William Gilmore; Professors Evelyn Oldsen and Pauline Spencer; and Drs. Hala Henderson, Christianne Guba, Arden Christen, Sybil Niemann and Timothy Carlson.






Second-year dental hygiene student Kristine Browning (in white jacket) holds the attention of a clinic full of Dental Day participants and their parents. In addition to conducting clinical demonstrations, the dental auxiliary education students also presented a panel discussion and led a question-and-answer period.

## Looking back on DENTAL DAY



First-year dental student Serkis Isikbay (left) guides participant through a lab procedure.



Aaron Kroemer (seated) was one of several members of the first-year dental class to conduct demonstrations in the prosthodontics lab.



Seeing is believing. First-year dental student Roderick Dowden and captivated audience.

Dental  
Day  
photos  
by  
Mike  
Halloran






Photo by Susan Crum

**Fund raiser Wilma J. Jiles (left) and co-workers Dr. Susan Zunt and Susan Shafer led one of the most successful United Way campaigns on campus.**

cause.” Joining her in the dental school’s campaign were volunteers Dr. Susan L. Zunt, associate professor of oral pathology, who coordinated the drive, and Susan E. Shafer, secretary in dental diagnostic sciences, who provided clerical support.

Pledges from the dental faculty and staff poured in rapidly. “The first week was very busy—we were told that we were the only division to get our fliers out on schedule,” said Wilma, who collected the pledges in the library. A preliminary tally in October showed the dental school leading all other units, with 90.7 percent of its pledges already made.

According to an article by Virginia Savage in *IU Newspaper*, United Way drives were highly successful throughout IU’s eight-campus system. By December 5, IUPUI had exceeded its quarter-million-dollar goal by \$14,078, and had 55 Key Club members (who pledged \$1,000 or over), more than twice the number of members from last year’s drive.

“All of the campus chairmen expressed pride and gratitude to their department heads, unit leaders and contributors for their dedication, hard work and generosity,” Ms. Savage reported.


## Dental school helps push United Way over the top

“I’d never raised money before,” Wilma J. Jiles said when we asked her about her role as one of the dental school’s volunteer fund raisers for the University-wide United Way campaign. “I didn’t think I would do that well.”

She need not have worried. When contributions on the IUPUI campus were tallied after the deadline, the School of Dentistry ranked third out of 24 units, surpassing its goal of \$9,000 in pledges by \$1,256 (14 percent).

Although she’d had no prior experience, Wilma, who is a serials assistant in the dental library, quickly agreed to give fund raising a try. “I thought it would be nice because I like working with people and the fund raising was for a good

**syn·er·gism:** The simultaneous actions of separate agencies which, when combined, have greater total effect than the sum of their individual effects.



Team members working cooperatively make dentistry successful. Your dental assistant is vital to that success, and by expressing your appreciation, you reinforce the rewards of teamwork. A synergistic team benefits the patient and the staff. Between **March 11 – 16, 1991**, the American Dental Assistants Association is celebrating the contributions of dental assistants everywhere. Doctors, take this time to acknowledge your dental assistant’s efforts.



This message promoted by the American Dental Association’s Council on Dental Practice in cooperation with the American Dental Assistants Association, Chicago, IL.







Second-year dental student Valerie Helms (left photo) flashed a mouthful of homemade teeth to nab the prize for scariest, while student office ninjettes (l to r) Sarah Manion, Barb Lerner, Jacki Masi, and Carole Busch ran (uh, crawled?) off with the prize for funniest.

# Wild Things

Judges of the IUSD Halloween costume contest gave the nod to persons who thought **BIG**—big hair, big turtles, big teeth, and a mammoth molar took the prizes at this year's party, sponsored by the IUSD Non-Academic Staff Council. (Competition was almost as stiff as the upper lip on Zoya Roberts' mask.) For the afternoon affair the Staff Council conjured up treats, prizes, music, and games (not to mention popcorn by the coffin-load). No doubt about it, this group knows how to throw a party.

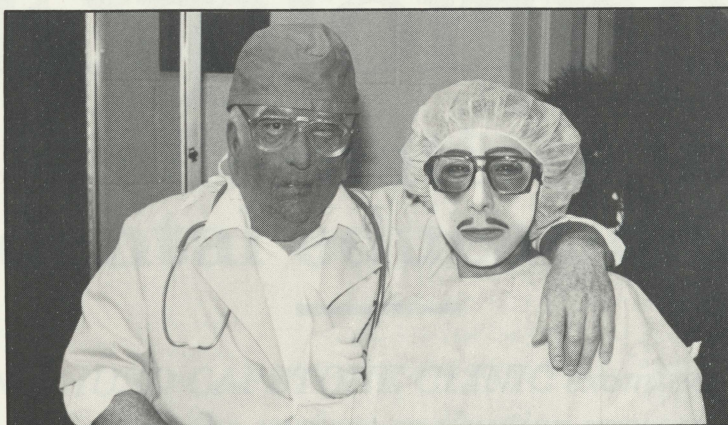


Most original: mega molar Katie Williams, dental materials




Cher—check your wig stand. Dr. Sybil Niemann, dental auxiliary education, carted off an honorable mention award.

Halloween  
photos  
by Mike  
Halloran




The freckles on the hands gave him away. Contest judge Dr. Dale Miles with Zoya Roberts, both of dental diagnostic sciences



That's entertainment. (Provided in grand style this year by Dr. Ron Harris, operative dentistry)



# INSIDE PASSAGES



Volume 6, Number 1, 1991

*Editor*

**SUSAN M. CRUM**

*Chief Photographer*

**MIKE HALLORAN**

*Photographic Technician*

**ALANA BARRA**

*Staff Artist*

**MARK A. DIRLAM**

*Editorial Assistants*

**DREW BECK**

**LINDA JOHNSON**

**SARAH MANION**

Published five times a year for Indiana University School of Dentistry faculty, students, and staff. Material included herein does not necessarily represent the official position of the dental school. The editorial office is located in the IU School of Dentistry, Room 104, 1121 West Michigan Street, Indianapolis, IN 46202. Telephone 317/274-5405.

Indiana University  
School of Dentistry  
at Indianapolis  
(INSIDE PASSAGES)  
1121 West Michigan Street  
Indianapolis, Indiana 46202

**Address Correction Requested**

Nonprofit Organization

U.S. POSTAGE

PAID

Indianapolis, Indiana

Permit No. 4245