

INSIDE PASSAGES

Indiana University School of Dentistry Newsletter • Volume 7, Number 3, 1992

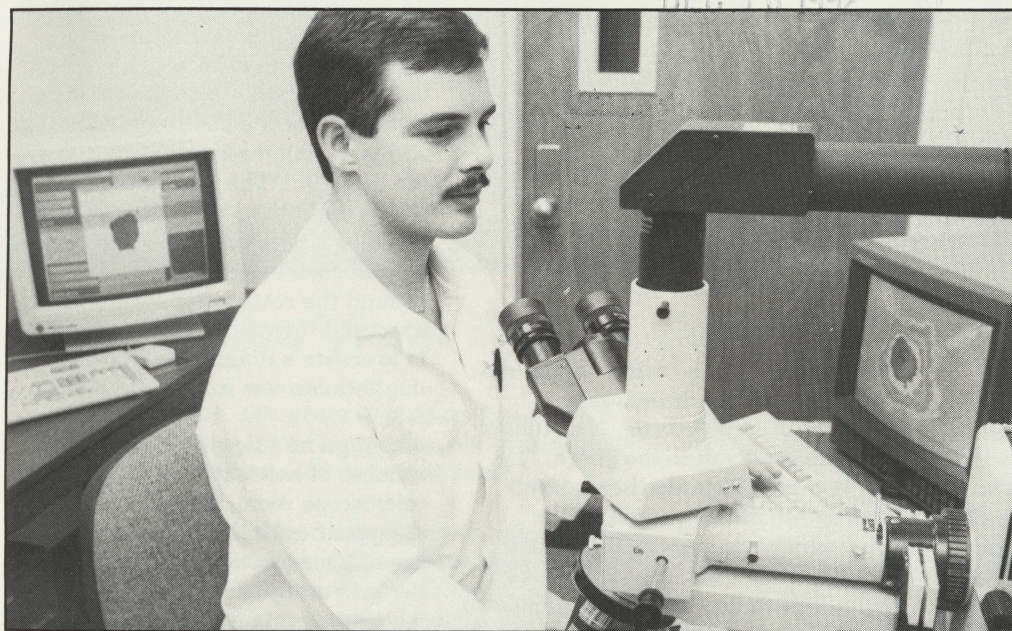


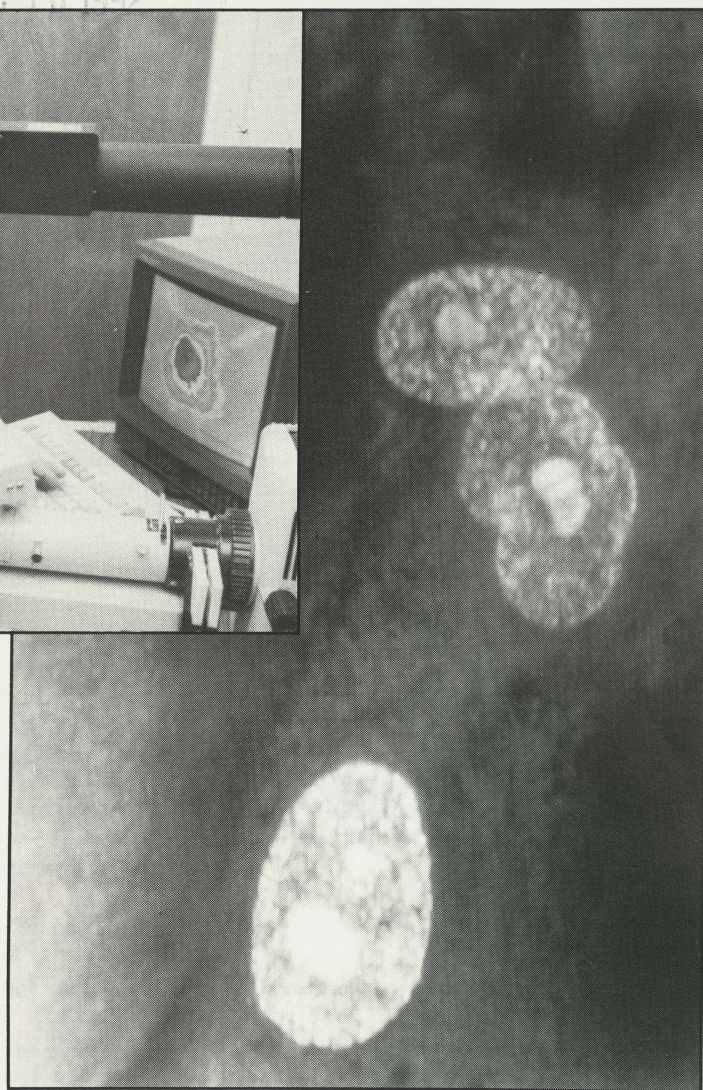
Photo of Mr. Noblitt by Mike Halloran

ABOVE: Research technologist Timothy Noblitt in the "driver's seat" of the confocal microscope. **RIGHT:** A multi-layered view of human periodontal ligament cells stained to show the nuclei. The image was printed on thermal paper by a video printer attached to the scope.

'Scoping Out' the Research Scene

A ROOM WITH A VIEW. Located in a tiny office on the dental school's fourth floor, a recently acquired laser scanning confocal microscope is offering researchers a unique perspective on their individual research projects—and an expansive vision of research opportunities for

the future. Acquisition of the confocal microscope (see report on page 2) is one of many examples of how the research program at IUSD continues to evolve. Make plans to join the school in a celebration of research on March 25! See invitation on page 11.



To shed more light on research opportunities at the dental school, Timothy W. Noblitt has moved into the dark...

IN A ROOM IN THE CELL CULTURE Laboratory that is not much bigger than a walk-in closet, Mr. Noblitt, who is the lab's research technologist, operates the dental school's new laser scanning confocal microscope with only the dim light of two computer screens illuminating his surroundings.

But you'll hear no complaints about the cramped quarters or the lack of overhead lighting. Gazing at one extraordinary computer image after another on the \$150,000 system, Mr. Noblitt feels as if he has a front-row seat to the best show in town.

The scope was added in the late summer to the Cell Culture Laboratory on the fourth floor of the dental school as another component of the IUPUI Biomechanics and Biomaterials Research Center. It is more accurately described as several instruments that work together to form one dynamic system:

- A high resolution **laser microscope** manufactured by NORAN Instruments gives researchers the option of viewing specimens, such as mammalian cells, while they are still living by staining them with nontoxic chemicals. (It is also possible to use the scope for more conventional work with preserved specimens.) Preparation time for living specimens varies, although in many instances specimens can be readied for the scope within a few minutes. (Compare this to specimen prep time for scanning electron microscopes, which can take anywhere from many hours to several days.)
- A powerful **DOS-based computer** allows the operator to manipulate the illuminated specimens and theoretically "section" them without actually cutting into or destroying them. The focal plane can be moved throughout a translucent specimen, permitting a series of "optical" sections to be collected below the surface structures.
- A **color video printer** can collect hard copies of the images seen on the monitor and store them on computer disks. An unusual feature of this system is that it can record moving images in "real time," which means that a researcher can use a VCR

videocassette to document an event or occurrence as it is actually taking place, such as the physical reaction of a cell when it is exposed to fluoride. It is also possible to save data as black and white or color photographic prints, as overhead transparencies, or in different computer formats that can be used in other software programs.

- A high-powered, fast-thinking, UNIX-based **graphics computer** manufactured by Silicon Graphics, Inc., is the system's *pièce de résistance*: it offers virtually unlimited options for viewing specimens. Using a software program that transfers images into a 3-dimensional mode, researchers can easily and quickly rotate objects to look at them from every possible angle. And best of all, the graphics system can filter out any data that would ordinarily obstruct a particular view of a specimen—or portion of specimen—needed by the researcher.

When asked what he thinks of the new system, which has dramatically changed his daily routine, Mr. Noblitt is enthusiastic and to the point: "I've been wowed!" He's also been designated as the hands-on user of the scope, which was purchased in part with funds from Eli Lilly and Co. Mr. Noblitt will conduct research of his own with the scope, but he stresses that his primary role is to assist other researchers in obtaining data needed for their projects. "I won't be evaluating samples for researchers," he explains. "They'll schedule time with me and we'll look at their samples together. My job will be to show them what the confocal can do."

Several research projects currently under way are designed as preliminary studies that researchers hope to use to attract grants. "We need to do these projects first to show precisely what the confocal microscope is capable of doing," says Mr. Noblitt, who is using the system to study fluoride-resistant cells. "These cells, which were created in this lab over a long period of time, exhibit characteristics that are different from those exhibited by normal cells. They also look different. We want to examine the calcium distribution in these cells to see if there is a change from what we see in

nonresistant cells. By using the confocal microscope instead of the SEM, we have the advantage of looking at the cells while they are still living. Fluoride has been studied for a long time, but not many researchers have looked at the migration of fluoride across the cell membrane. We believe that cells have the ability to exclude fluoride, but this idea runs counter to the commonly held belief that fluoride goes into a cell passively. We think that the confocal microscope can help us determine what is actually happening."

Dr. Kichuel K. Park, director of preclinical research at the Oral Health Research Institute, is using the scope to conduct an in vitro study of secondary caries. "After challenging the area around a restoration with acids, Dr. Park dissects the tooth and stains it with fluorescent dye," says Mr. Noblitt. "The fluorescent dye shows up in the soft decalcified area affected by the acid. With the scope we can then examine the specific sites around the restoration where the dye absorbed." Dr. Park's long-range goal is to create a diagnostic kit that dentists can use in their practices.

Although he's logging a significant number of hours in the confocal microscope room, Mr. Noblitt will not disappear entirely from the main lab area. "Our lab will continue to perform assays requiring light microscopy and other techniques," he says. But the change will in general result in "less work for a researcher's hands, and more work for the mind."

Dr. Yiming Li, director of the Cell Culture Laboratory, is pleased to make room for a scope that is not widely available to dental researchers throughout the country. "When we were acquiring the scope last summer, none of the companies that sell confocals were aware of another dental school that had one," he said. (There is another confocal microscope on our campus, at the Krannert Institute.)

Mr. Noblitt is excited about the opportunities available to the campus researchers he will be working with in the future. "We had no way of looking at some of the processes that we can now observe. The confocal has opened important doors that were closed to us before."



Committee members (standing from left): Carl Newton, who coordinated the Clinical Sciences effort; Arden Christen (Behavioral Sciences); Carole Busch (Committee Secretary); H. William Gilmore (Committee Chair); Christianne Guba (Advanced Education in General Dentistry); Donald Tharp (Patient Care and Clinic Management); and Lynn Finkel (Financial Resources and Facilities). **Seated from left are** George Stookey (Research); Hala Henderson (Student Affairs and Admissions); Byron Olson (Basic Sciences); and Sybil Niemann (Dental Auxiliary Education).

Mike Halloran

A 'Thank You' from Dean's Committee on Accreditation

It took weeks, months, and years to prepare for. But the actual site visit of the ADA's Commission on Accreditation flew by in just four quick-paced days in October.

On behalf of the IUSD Ad Hoc Committee on Accreditation, Dean H. William Gilmore has expressed his thanks to all of the faculty, staff, and students who contributed to the review process and helped facilitate a well organized visit that led to a comprehensive evaluation of the school and its programs.

Best described as a "fact finding" group, ADA site visitors do not make the final decisions related to dental school accreditations. The persons assigned to review our school preceded their visit to IU by reading material sent to them by IUSD. "We sent them our findings and recommendations that were arrived at after our own internal review process," explains Dean Gilmore. During their stay at Indiana the visitors presented an oral evaluation of our school, including specific recommendations and suggestions, to Dean Gilmore and his Committee. As Dean Gilmore explained in a recent letter to Century Club members and other dental school donors, he considered the 1992 accreditation process to be a positive experience because results of the school's self-evaluation were very much in line with the site team's findings.

These recommendations and suggestions will be sent to the Dean in written form shortly, and after IUSD reviews them they will then be submitted to the ADA Commission, which is the actual accrediting body.

After IUSD's accreditation status is designated by the Commission in the late spring of 1993, the *Alumni Bulletin* will carry a summary of activities related to accreditation.

The 1992 accreditation site visit team was composed of the following members:

Predoctoral Programs:

Dr. *Lindsay Hunt*, Dean, Virginia Commonwealth University School of Dentistry
 Dr. *Denis Lynch*, University of Texas at Houston
 Dr. *John Salk*, University of Maryland
 Dr. *Joseph Grasso*, University of Connecticut
 Mr. *Joseph Brennan*, University of Iowa
 Mr. *Gary Smith*, Southern Illinois University

Allied Education Programs:

Ms. *Deborah Smith*, University of Alabama
 Ms. *Pam Overman*, University of Missouri at Kansas City
 Dr. *Tim Armentrout*, University of Kentucky
 Dr. *Balfour D. Mattox*, Washington D.C.

Advanced Dental Programs:

Dr. *Gary Hartwell*, Medical College of Virginia
 Dr. *A. Howard Sather*, Mayo Graduate School of Medicine
 Dr. *David R. Myers*, Medical College of Georgia
 Dr. *Arthur Vernino*, University of Oklahoma
 Dr. *Steven Bergen*, New York University
 Dr. *Mary Lynn Capilouto*, University of Alabama at Birmingham

Commission on Dental Accreditation Staff:

Dr. *Neal D. Bellanti*
 Ms. *Nancy K. Roadcap*

See America First?

A tornado in St. Petersburg. A looter in Dallas. An earthquake in Los Angeles.

Coast to coast, the United States proved itself to be a powerful kaleidoscope of adventures for British exchange students Andrew Paul Brady and Timothy Shaun Callen.

Here to “experience” America, Andy and Tim were in some instances nearly pummeled by it! But except for one incident in which they surrendered two Swiss watches, a stereo, and several hundred dollars to the criminal element in a Texas amusement park, Andy and Tim found their stay in Indiana and travels around the country a chance-of-a-lifetime opportunity.

The two young men were enrolled as special students at the IU School of Dentistry for nine weeks this fall as part of Indiana’s ongoing exchange with Turner Dental School, Manchester Dental Hospital, in Manchester, England. The exchange was initiated one year ago with the arrival of Turner dental students Caroline Weston and Christopher Edwards, who studied at IU for 10 weeks. IUSD classmates Gary Bacon and Mindy Mundy-Burgett (DDS ’92) followed up with a six-week program at Turner.

An official Agreement of Friendship and Cooperation was signed by IUSD and Turner in Chicago last February.

Like Chris and Caroline, Tim and Andy have already taken their final exams and will graduate from Turner in December. Unlike our former exchange students, Tim and Andy were already engaged in other careers when they decided to go to dental school.

Tim Callen is a native of Bournemouth, a southern coastal town in England. Before enrolling in dental school he worked for three years for a pharmaceutical company associated with the bureau of chemical industries. “Dentistry always appealed to me, though,” Tim said last month. “It’s one of the only jobs in which you can combine an interest in medicine with running your own business, being your own boss, being well paid, and working with your hands.”

Andy Brady is from Blackpool in the northwest region, in the same area as Manchester. He was a dental technician for eight-and-a-half years before deciding to turn his hand toward dentistry from the clinician’s perspective.

Both men plan to practice under the terms of the National Health Service after their graduation. Andy will enter an associateship with a dentist friend he used to work for when


he was a technician and Tim will pursue a vocational “scheme” (a special program that combines general practice and university classes) either in the Manchester area or back in his hometown region.

While at Indiana Andy and Tim treated their dental patients in Cluster F of the Comprehensive Care Program. They devoted much of their time to participating in graduate-level didactic courses.

Each student also was required by Turner Dental School to undertake a research project. Andy took advantage of the fact that both IU and Turner have recently initiated comprehensive care systems to evaluate and compare the two programs. “Basically I wanted to note any differences between the programs,” he said. “Perhaps something we’re doing at Turner could benefit your program, or something you’re doing could benefit us.” Under the guidance of Dr. Ronald K. Harris, professor of operative dentistry, Andy gathered data at IU by surveying selected students, faculty, and staff.

Tim’s line of research followed a route similar to the one taken by Caroline Weston last year. He studied IUSD’s selection criteria for the taking of panoramic radiographs of patients who present for emergency treatment. “I’m interested in knowing why these patients were given a panoramic radiograph, and also in understanding the diagnostic yield of those radiographs—to see what additional information the film revealed, apart from (hopefully) identifying the area of pain,” he explained. He will duplicate this study at Turner.

Both students intend to work with faculty members back



Andy Brady (left) spent part of his time at IU doing a comparative study of our comprehensive care system and the one at his school. He was guided in this project by Dr. Ronald Harris.

home to prepare articles for publication that detail the results of their comparative studies.


Andy's and Tim's introduction to American dentistry was fairly routine—a word that cannot be applied to the site-seeing leg of their journey.

The students spent about half of their time traveling in the States, sometimes together and sometimes apart. Tim actually had two trips—he visited the States briefly in the early summer on vacation before returning to study at Indiana in September. During the summer trip, Tim spent the first night in a motel in Los Angeles contending with a common tourist aggravation: lost luggage. He awoke in the middle of the night, however, to less common disturbances—a shuddering, trembling bed and a lamp doing its impression of a pendulum. He switched on the TV to learn that a “minor” earthquake had flattened several buildings in the area. As soon as his luggage arrived, Tim departed (he and a friend decided it was safer to take their chances at other American sites—like Death Valley).

Andy's excursion in October to St. Petersburg, Florida, got off to an excellent start. He checked into a beach-front motel and reveled in the glorious weather—which lasted for two whole hours before the rain set in. Two days later, it was still pouring and Andy was feeling, in his own words, “a bit cheesed off” with the whole situation when he noticed two cloud systems forming about 100 yards out over the ocean. “One set of clouds started moving from left to right and the other was moving from right to left,” Andy said. “They met and started forming a spinning top.”

What Andy was witnessing, of course, was the formation of one of several deadly tornadoes that hit Florida just a few weeks after Hurricane Andrew had devastated the southern part of the state.

At first more curious than alarmed, Andy watched as the tornado headed inland, picking up sea gulls along the way and whipping them into its funnel. Within 20 to 25 seconds, the tornado was on shore and ripping the roof off the motel next door. Too astonished to do anything but stand and gaze, Andy watched as the tornado pulled down



Photos by Mike Halloran

power cables, tossed a car into the air, and flipped a bus. Hefty air conditioning units were wrenched from the sides of motels and hurled onto cars in the street.

“All I could hear were buildings crashing and people screaming,” Andy said. “The storm cut a C-shaped path behind the motel, trashing more than 100 houses and apartments.” Several people were killed by the tornadoes, including someone only 100 yards or so away from where Andy was. In the aftermath Andy assisted two nurses in their efforts to bandage the wounded and get them transferred to hospitals.

It was an unparalleled experience for Andy, who doesn't plan to stand around and watch any more peculiar cloud formations. “Next time somebody warns me a tornado is coming, I shall not be so keen to stand and observe with a naive curiosity,” he said.


Less enthusiastically, both Tim and Andy were resigned to chalking up as experience having their belongings ripped off from a locker at the Wet and Wild amusement park they were visiting on a trip to Dallas. (Both finished out their travels abroad by sporting watches with plastic bands.)

Because of that sticky-fingered thief in Dallas, Tim and Andy had fewer belongings to take back with them to Great Britain. But they left with a bountiful supply of stories about America summing up a unique student exchange program that won't soon be forgotten.

Dental diagnostic sciences faculty member Dale Miles (left) assisted Tim Callen in his study of selection criteria for the taking of panoramic radiographs of patients with dental emergencies.

Newest edition of 'Who's Who' to carry names of 19 IUSD students

Congratulations are extended to the following 19 IU School of Dentistry dental students, whose names will appear in the next edition of *Who's Who Among Students in American Universities & Colleges*: **Angela Pyle Becker, Timothy J. Bussick, Denise A. Flanagan, Marla K. Fritzen-Wilson, Theresa A. Gonzalez, Serkis C. Isikbay, Sigrid E. Madding, George C. Mansfield IV, and Kathleen A. Smith**, all of the Class of '94; and **Daniel A. Burns, Lorre A. Campbell, Katrina L. Huizing, Richard E. Jones II, Darin K. Kajioka, Marisa A. Ley, Carlo C. Lo, Kurt F. Martin, Ronald L. Miller, and Timothy A. Pliske**, all of the Class of '93. These students join students selected from more than 1,400 institutions of higher learning in all 50 states, the District of Columbia, and several foreign nations. Outstanding students have been honored in the annual directory since it was first published in 1934.



Barry Smith is IUSD's new director of development.

Dental School Welcomes Barry F. Smith

The IU School of Dentistry is pleased to announce that Mr. Barry F. Smith has been appointed as Director of Development, effective December 1. Dean H. William Gilmore called the appointment an "outstanding development for the School." Mr. Smith was serving as associate director of alumni relations at Indiana University-Purdue University Indianapolis before he accepted the dental school appointment.

Mr. Smith comes to the IU School of Dentistry with a strong background in higher education and university development. He joined the University in 1985 as a development associate for the IU Foundation's Campaign for Indiana, the largest capital campaign ever undertaken at Indiana University. For the last five years, Mr. Smith has assumed a variety of responsibilities for the alumni association, including the orchestration of alumni programs and events for several schools on the Indianapolis campus, as well as for IU alumni clubs in Ohio, Kentucky, Tennessee, and Alabama.

He took a leadership role in the effort to create a network for Hoosiers for Higher Education, a grass-roots program to educate legislators and their constituents about the funding needs of higher education. Mr. Smith also enlisted alumni and community

advocates in the IUPUI Alumni Planning Forum, which examined opportunities to design a model urban university alumni relations program.

After earning a Bachelor of Science degree from the IU School of Business, Bloomington, in 1983, Mr. Smith managed The Old Spaghetti Factory restaurant in downtown Indianapolis for two years.

Mr. Smith's service activities include membership on the Young Professional's Task Force of the Mental Health Association in Marion County, and the IUPUI United Way Campaign Steering Committee. He is a member of the IU Foundation Board of Associates, on which he has served as chair of the communications committee. He is an adult facilitator for the Youth Ministry program at St. Monica Church.

Barry Smith fills the dental school position formerly held by Danny R. Dean, who recently was appointed first executive director of the Indianapolis and Marion County Public Library Foundation.

And, Did You Hear...

Dr. **Susan L. Zunt**, associate professor of oral pathology, was one of 14 IUPUI faculty members to lead a campus-wide promotion and tenure workshop in October. According to Dr. **Gerald T. Powers**, a School of Social Work professor who chaired the planning committee, the workshop focused on dossier preparation and its role in the review process in an effort "to assist faculty to plan a strategy for assembling the most effective dossier possible without dictating standards." During the program three dossiers were discussed in a mock promotion and tenure deliberation. Dr. Zunt, who is a dental school at-large representative to the IUPUI Faculty Council, was the primary "reviewer" of one of the dossiers. She also served on a panel of experts who offered practical advice to workshop participants and responded to their questions.

Second-year dental hygiene class president **Cynthia L. Spyker** represented District V as an alternate student delegate at the national convention of the American Dental Hygienists' Association, held in

Louisville, Kentucky, last summer. This district is composed of Indiana, Ohio, Michigan, and Kentucky. Mrs. Spyker is president of the local component of the Student American Dental Hygienists' Association.

Bonnie Kitson, former assistant to the director of Riley Dental Clinic, has been supervising all construction projects at Riley Hospital since 1990. Ms. Kitson, who has been employed by the IU Medical Center for 13 years, was profiled in the September issue of *HosPeople*. "I represent the administration for all new construction and renovation projects that take place in Riley Hospital," Ms. Kitson told *HosPeople*. "As building coordinator, I get involved in anything that affects the hospital, ranging from tours to facility emergencies, such as the recent water shortage and flooding." A big challenge looming up on the calendar for Ms. Kitson is construction in the spring of a new \$7.1 million, 29-bed Children's Cancer Center, which will be built on Riley's fifth floor. Ms. Kitson recently was nominated to the American College of Healthcare Executives.

When officials of Matsumoto Dental College, Shiojiri, Japan, celebrated their school's 20th anniversary in October, Dean **H. William Gilmore** and his wife, **Katie**, were there to represent the IU School of Dentistry, which has had an agreement of friendship and cooperation with Matsumoto since 1985. For the past several years our friends at Matsumoto have generously hosted small groups of predoctoral students for brief visits during summer session. Those visiting in July '92 were third-year dental students **Timothy J. Bussick**, **Douglas A. Jansen**, **Elise S. Pokrzywinski**, **Michael E. Bajza**, **Todd A. Duncan**, **Kenn K. Kaneshiro**, and **David E. Schmidt**. The students earned graduation credit for their extramural training requirement by observing at Matsumoto Dental College.

Dental students who ranked at the top of clinical production in the third- and fourth-year classes for summer session were recently recognized by Dr. **Donald R. Tharp**, associate dean for clinical affairs. Fourth-year recipients of cash awards are **Manny Lopez, Jr.**, first place; **Steven C. Hollar**, second; and **Matthew F. Eckert**, third. Third-year recipients are **Fariborz B.**

Nasseri, first place; **Tamara L. Watkins** (currently on leave of absence), second; and **Timothy J. Bussick**, third.

In November and December Dr. **Rolando A. DeCastro**, director of dental art, joined other local medical illustrators in an exhibit of their work at the Leah Ransburg Art Gallery, University of Indianapolis. The show, entitled **VITAL VISIONS: Medical Illustration in Indianapolis**, was sponsored by Indiana Artist-Craftsmen, Inc., in cooperation with the Art Department of the University of Indianapolis.

The following faculty members were inducted as fellows of the American College of Dentists during ceremonies held in Orlando, Florida, October 16: Dr. **Carl J. Andres**, professor of prosthodontics; Dr. **David K. Hennon**, professor of pediatric dentistry and orthodontics; and Dr. **Raymond M. Maddox**, assistant professor of preventive and community dentistry.



Mike Halloran

Honored employees, from left: Karen Voiles, Marsha Brickey, Karen Widman, Lynn Collins, and Gail Massa. Also honored was Annette Reed.

IUPUI salutes its long-time campus employees

Congratulations are in order for employees who have devoted years of service to Indiana University.

The 1992 Staff Employee Recognition Reception was held on October 27 at University Place Conference Center in honor of those who have served IUPUI for 15, 20, 25, 30, 35, and 40 years. Hosting the reception were IUPUI Chancellor **Gerald L. Bepko** and **G. Chris Keeley**, director of Human Resources Administration. Six dental school employees were recognized during the festivities, including:

25 YEARS—M. Lynn Collins, administrative billing coordinator, faculty dental practice. Ms. Collins was officially welcomed into the campus's Quarter Century Club. She has been with the dental school for the duration of her employment.

20 YEARS—Gayle E. Massa, dental assistant and supervisor of auxiliaries, orthodontics; and **Annette L. Reed**, administrative assistant, business affairs.

15 YEARS—Marsha K. Brickey, dental assistant, comprehensive care clinic (Cluster F); **Karen L. Voiles**, receptionist, clinical affairs; and **Karen K. Widman**, expanded functions dental assistant, advanced education in general dentistry.


In addition to those cited at the reception, milestone service pins were distributed in 1992 to the following employees:

10 YEARS—Blake J. Keillor, certified assistant laboratory technician, Oral Health Research Institute; **Martha K. LaPrees**, dental assistant, oral and maxillofacial surgery; **Virginia "Ginger" J. Lashley**, administrative secretary, dean's office; **Jan M. Leach**, dental assistant, periodontics (who has since left the school); **Sheri L. Puckett**, dental assistant, comprehensive care clinic (Cluster E); **Joella M. Stewart**, secretary, oral and maxillofacial surgery (who has since left the school); and **Sharon M. Stinson**, cash control clerk, cash operations.


5 YEARS—Sharon M. Baggett, dental assistant, periodontics; **Elaine**

J. Ball, dental assistant, comprehensive care clinic (Cluster G); **Andrew J. Beiswanger**, OHRI dental research technician; **Kay E. Bowmar**, supervisor, dental auxiliaries, oral and maxillofacial surgery; **Carole A. Busch**, coordinator, records and admissions for student affairs; **Angela D. Jewell**, certified dental assistant, comprehensive care clinic (Cluster E); **Linda L. Johnson**, secretary, publications (who has since left the school); **Julie R. LeHunt**, administrative secretary, dental diagnostic sciences; **Timothy W. Noblitt**, OHRI research technologist; **Debra J. Pennington**, administrative secretary, clinical affairs; **Neil M. Pethe**, dental laboratory specialist, prosthodontics; **Jehangir T. Rizvi**, OHRI research data entry assistant (who has since left the school); **Jennifer S. Robison**, principal secretary, oral pathology; and **Cynthia G. Schuster**, expanded functions dental assistant, faculty dental practice.


The school owes its success to talented men and women such as those named above. The school extends a sincere thank-you to each employee celebrating a milestone anniversary in '92!



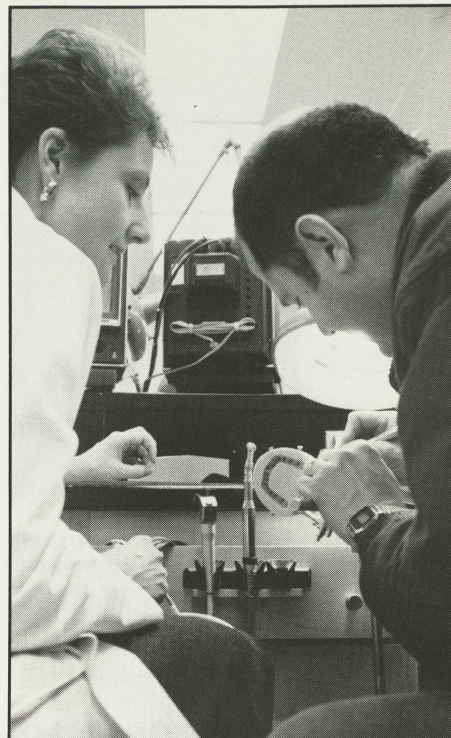
Reflections on Dental Day (photos clockwise from upper left): Sam Bacon listens intently to his sister, Tracy (DDS'96); a visitor watches as Jim VanGilder (DDS'96) takes matters into his own hands; Cynthia Spyker (DH'93) addresses a standing-room-only crowd; DH'94 students (standing from left) Donna Knotts, Cheryl Love, Jennifer Fouts, and Laura Halsell with (seated) Donna's niece, Cristi, Donna's daughter, Lillie, and Cindy Manifold; Alon Shemish (DDS'96) guides a handpiece-wielding visitor; and Amy Price (DH'94), standing at left, conducts a chairside chat.



First-year dental student David Craun (standing left) offers a few pointers to visitors in the lab.



Faculty also contributed to the event, including Dr. George Willis (silhouette), shown describing preclinical experiences.



Tamara Eaton (DDS'96) offers encouragement as one visitor tries his hand at a dental lab procedure.

Student Volunteers 'Roll Out the Carpet' for Visitors on Dental Day

WHEN CYNTHIA L. SPYKER WAS A young girl, she did not dream of growing up to enter a career in medicine, or dentistry, or any other kind of profession. "I wasn't lucky enough to know what I wanted to be," the second-year dental hygiene class president told a standing-room-only Dental Day crowd on October 31.

For Mrs. Spyker, finding out what she wanted to do with her life was, in her words, a "process of elimination."

After a year in college she eliminated teaching as an option. Then a newspaper ad for a dental assisting training program caught her eye. "I thought I might like that kind of job," she told us recently, laughing at her then-naïve thoughts of dentistry. "I was attracted to the idea of working with the public and being able to dress professionally. Beyond that I really had no idea what dentistry was all about. But I did go to school—and in the process of working as an assistant, I fell in love with dentistry. I was a dental assistant on and off for eight years (in between having three babies). And now, here I am, spending the 40th year of my life getting ready to graduate from dental hygiene school!"

It is difficult to imagine a Dental Day participant who would not be drawn to dentistry after listening to Mrs. Spyker's personal, upbeat story. She was joined in her efforts during the annual recruitment program by several IUSD faculty and staff, an IUPUI financial aid officer, volunteers from the DDS Class of 1996, and other volunteer dental auxiliary education students who appealed to a throng of visitors overflowing three dental school lecture halls.

Catherine Periolat (DDS'96) served as program chair for Dental Day. Other student presenters were **Mike Warner** (DDS'96), representing the American Student Dental Association; dental class presidents **Bart Poer** (4th), **Kelly Jastremski** (3rd), **Joseph Gregg** (2nd), and **James Arnold** (1st); and dental assisting president **Gina Norman**. The DAE students once again conducted their popular panel discussion; participants were **Sharon Otto** and **Nicole Harrison** (DH'93); **Jennifer Fouts**, **Terry Carnes**, and **Laura Halsell** (DH'94); and **Jennifer Loveless** and **Tricia Linville** (DA'93).

Many other students assisted with tours of the building, clinical site visits in DAE, and laboratory demonstrations in SB05.

Mrs. Spyker felt that the students who donated their Saturday morning to this program did a good job of giving visitors a realistic impression of the rigors of dental studies. Whether aiming for a doctorate, an associate degree, or a certificate, students of dentistry are in for a lot of long hours and a lot of hard work.

The end result more than makes up for the trials and tribulations along the way, according to Mrs. Spyker. "I'm just really 'gung ho' on dentistry," she says. And Mrs. Spyker did not limit her recruitment remarks to the young people in the Dental Day audience. "I challenged the parents who accompanied their children to take a look at our training programs *for themselves*," she says with a smile. "Dentistry offers multifaceted opportunities to people of all ages—but the best part of all for me is the joy of relating to and treating patients, one to one."

DENTAL DAY PHOTOS BY MIKE HALLORAN



Mike Halloran

From left: Meeting host Timothy Pliske with AADS visitors Jyoti "Poppy" Singh, 2nd year dental, University of Louisville; Paul Renke, 2nd year dental, and Tim Hanigan, 1st year orthodontic graduate student, University of Michigan; Marcy Williams, 2nd year dental hygiene, University of Detroit Mercy; Brian Cook, 2nd year dental, and Alex Cassinelli, 3rd year dental, University of Kentucky; Ayaz Jafri, 3rd year dental, and Monica LeCompte, 2nd year dental hygiene, University of Louisville; and Daniel Ross, 3rd year dental, University of Detroit Mercy.

Uncovering one of dental school's well-kept secrets

It's a valued student organization nationwide. But locally, most students have yet to take advantage of benefits to be derived from membership in the American Association of Dental Schools.

If you're like most of the students at IUSD, you probably don't know what role the AADS Council of Students plays in your dental education.

Fourth-year dental student and AADS student body representative Timothy Pliske, on the other hand, is acutely aware of the AADS's support system for students. He hopes, in the few months before he graduates, to get the word out on this little-known group and boost IU's membership.

For the first time in recent history, IUSD served as the host site for a regional meeting of the Ohio River Valley Region, one of eight regions of the AADS Council of Students. The 10 members attending represented five universities in Kentucky, Michigan, Ohio, West Virginia, and Indiana (the Ohio River Valley is composed of eight schools altogether).

Mr. Pliske planned a full day for his guests on November 7, beginning with breakfast at the Downtown Hilton and ending with a dinner at the Columbia Club hosted by Dean H. William Gilmore. In between, the group attended a program on the practice of exotic animal dentistry presented by Dr. George P. Willis, associate professor of operative dentistry, and discussed during a business session the agenda for the AADS annual conference, scheduled for March in Chicago.

This service-oriented organization focuses on the needs of pre- and postdoctoral and dental auxiliary students in relation to their educational programs. Even though annual membership dues are reasonably priced at \$10, only about 10 IU students currently belong.

Mr. Pliske is confident that more students will participate as they become more aware of the AADS's support services and begin to realize that the AADS gives all students an opportunity to have a say in matters related to their education. He cites examples of how the AADS goes to bat for students: "Thanks to lobbying efforts of the AADS, the maximum amount of Guaranteed Student Loans (GSL) was raised from \$7,500 to \$10,000, effective August '93. And right now we are lobbying to reinstate a tax credit for students with loans that was eliminated a couple of years ago."

With only one semester to go, Mr. Pliske is concerned about identifying an underclassman with a genuine interest in assuming this student-advocate position and continuing the groundwork that has been laid for IU's increased participation.

"Thanks to lobbying efforts of the AADS, the maximum amount of GSL loans was raised from \$7,500 to \$10,000, effective August '93."

Students who would like to know more about the AADS can contact Mr. Pliske at 274-7957.

IUSD RESEARCH DAY

*The Indiana Section
of the American Association for Dental Research*

welcomes your participation

at a special conference held in recognition of the research effort at IUSD.


All faculty, staff, and students at the dental school as well as dental professionals from the community at large are invited to attend IUSD Research Day on

Thursday, March 25, 1993

1-5 pm at University Place Conference Center

The program will include more than 100 research poster and table clinic presentations by IUSD faculty, students, and staff. The AADR's program committee is inviting selected dental manufacturers to set up displays. Tours of research facilities at the dental school and Oral Health Research Institute will be available to visitors upon request.

Two distinguished guest speakers from Eli Lilly and Co. will be featured:



John D. Termine, PhD, executive director of Skeletal Diseases Research at Lilly Research Laboratories, presents "***Directions in Intramural Research at the National Institute of Dental Research.***" Before joining Eli Lilly in 1991, Dr. Termine served in various positions at the National Institutes of Health for more than two decades. He was chief of the NIDR's Bone Research Branch for eight years. Dr. Termine received his doctoral degree in biochemistry from Cornell University Medical College. He is currently an adjunct professor of anatomy at the IU School of Medicine.

Janet M. Hock, PhD, senior scientist in Skeletal Diseases Research at Lilly and adjunct professor of periodontics at IUSD, presents "***Recent Advances in Dental Research.***" Appointed at Lilly and IU in 1992, Dr. Hock has held a variety of teaching and research positions at several universities and medical centers in the United States and United Kingdom. Her PhD degree was earned at the University of London; she received her training as a dentist from the University of London and as a dental surgeon from the Royal College of Surgeons. She also holds an MS degree in oral diagnosis and a certificate in periodontology from the University of Iowa.

A special invitation is extended to all predoctoral students to participate in this special event—either as presenters or observers. The program represents a unique opportunity for undergraduates to gain insight into the goals of IUSD's rapidly expanding research program, and to become better acquainted with career options in dental research.

PARTICIPATING DENTAL PROFESSIONALS EARN **2.5 CONTINUING EDUCATION CREDITS.**



TO OUR FRIENDS AND SUPPORTERS OFF CAMPUS—We hope that you will be able to join in our celebration of research! To register for this free* program, please call 317/274-8220. If you prefer, you may register by mail:


Name _____ Number of participants _____

Address _____

* Parking fees not included.

Mail to: Dr. Jeffrey Dean, Department of Pediatric Dentistry, Indiana University School of Dentistry, 1121 West Michigan Street, Indianapolis, IN 46202

INSIDE PASSAGES



Volume 7, Number 3, 1992

Editor
SUSAN M. CRUM

Chief Photographer
MIKE HALLORAN

Photographic Technician
ALANA BARRA

Staff Artist
MARK A. DIRLAM

Editorial Assistants
DREW BECK
LINDA JOHNSON
SARAH MANION

Published five times a year for Indiana University School of Dentistry faculty, students, and staff. Material included herein does not necessarily represent the official position of the dental school. The editorial office is located in the IU School of Dentistry, Room 104, 1121 West Michigan Street, Indianapolis, IN 46202. Telephone 317/274-5405.

Indiana University
School of Dentistry
at Indianapolis
(INSIDE PASSAGES)
1121 West Michigan Street
Indianapolis, Indiana 46202

Address Correction Requested

Nonprofit Organization
U.S. POSTAGE
PAID
Indianapolis, Indiana
Permit No. 4245